




CHICO AREA FLYFISHERS

Short Casts January 2014

Jan 14th, 2014 (Tuesday) @ 6:30 fly tying and 7:30 meeting General Meeting speaker: Member sharing night.



V. President By Pat Sleeper

Our next meeting - **Jan 14th, Tuesday, at 6:30.** This is our annual sharing night...So give Pat a call @ 345-1197 and let her know

you want to participate in this fun filled night. This is my favorite meeting of the year! I love seeing the places our friends/fellow members have visited and the wonderful fishing, terrain and waters they've experienced...Please come for this night of sharing pictures...You are our speaker... We can handle lap tops, thumb drives and floppy drives; but, let me know you want to participate. I WANT TO SEE "YOUR" PICTURES..thank you, Pat Sleeper

Our Feb 13th, Thurs, meeting will be Lincoln Gray, who has a new program he wants to share.

We need volunteers for our Sat, March 1st Dinner and donations are always appreciated as well. With our first Sat., dinner tickets are going faster than usual. Be sure to get your reservations in for the early bird drawing to receive \$100. Worth of free tickets. The early bird drawing cutoff date is Jan 15, 2014. Applications are in the news letter and at the fly shops. If you have any questions please feel free to call - 345-1197 or anyone else on the board or at the fly shops. We look forward to seeing you soon.Thank you.



Secretary's Minutes By Lincoln Gray

Date: 12/11/13

Meeting Location: Don & Pat Sleeper

Starting Time: 6:15pm

Attendance: Terry, Larry, David, Eric, Don, Pat, Lincoln

Secretary Minutes: Motioned Terry / Eric - Vote - Carried

Treasure Report: Don Sleeper

\$350 H&R Block - Preparation For Franchise Tax Board - Annually Paper Work for re-working 501(C) Status Terry Motioned/Pat Seconded - Vote - Carried

VP Report:

1. January 14th - Change of date of general meeting (Tuesday) Club Meeting Share Night
2. February 13th - Change of date of general meeting (Thursday) Lincoln Gray
3. March 1st (Sat) - CAF Dinner
4. April 9th - Andrew Harris Fishouts:

Baum Lake - January

Lewiston Lake - Possible Late January

Youth:

Jesse Klinger meeting with CAF BOD members to hash out a program that will work.

New Business:

Gayland Taylor: \$200.00 for Caltip - Don Motioned / Eric Second - Vote - Carried

Storage Facility: David Motioned / Lincoln Second - Vote - Carried

Notes:

Meeting Adjournment: 7:00pm

Dinner Committee:

Master Of Ceremonies:

Spiteri - CAF directly paying for the crab and shrimp.

15 - Live

20 - Silent Auction

10 - Dream Table

50 - Raffle \$125.00 (each win includes)

More Rods & More Reels

Pontoon Boat - Grand Prize

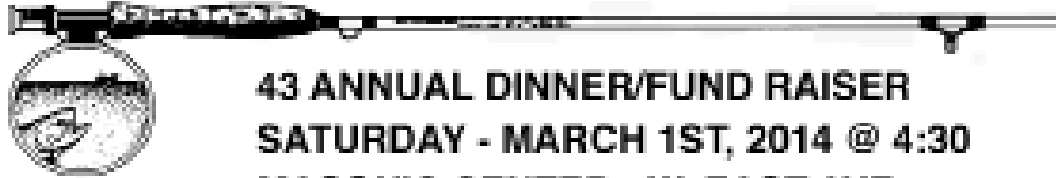
President's Line By Larry Willis

Now that we have fixed up our gear, where can we fish? There is a fishout scheduled for Baum Lake for Jan 18th.. There are always lots of fish and lots of people at Baum. A little used resource that Don, Terry and I found useful is Lewiston. Imagine gin clear water, pods of



hungry fish, reasonable access and not a lot of pressure. Most of the other fisherman were bass gear types who weren't doing all that well. Ray Narbitz and Jim Gaumer also fish there a lot. Ray, Terry and Don are almost always at the meetings. Come and talk to them. I have never known them, or anyone in the club, unwilling to share. This month is fish stories. If you haven't already signed up with Pat, do so. The meeting is at a different time of the month this year. It is on Tuesday night, January 14. Still fly tying at 6:30 and the meeting at 7:30. See you there.

CHICO AREA FLYFISHERS



**43 ANNUAL DINNER/FUND RAISER
SATURDAY - MARCH 1ST, 2014 @ 4:30
MASONIC CENTER - W. EAST AVE**

“CRAB FEED DINNER & SHRIMP”

Raffle prizes - rods, reels, guided trips, fly tying supplies, ladies prizes, lodging/fishing trips and other prizes and surprises...



**One Dinner & a Family membership....\$75.00
Each additional crab/shrimp Dinner....\$40.00**

CAF helps Sponsor:

Hooked on Fishing
Salmon in the classroom
Big Chico Creek Ecological Reserve
RAD - Recreation & Dreams

Almanor – Fisheries
Trinity – Fisheries
McCloud – Fisheries
Butte Creek – Fisheries

DINNER RESERVATION FORM

NAME: _____

ADDRESS: _____

CITY: _____

ZIP: _____

E-MAIL: _____

ADDITIONAL NAMES:

	NUMBER	COST	TOTAL
Family Membership & One Dinner		\$75.00	\$ _____
Each Additional Dinner	_____	\$40.00	\$ _____
Raffle ticket packets _____\$500.	_____ \$200.		\$ _____
Raffle ticket packets _____\$100.	_____ \$50.		\$ _____
PHONE: _____			
Table reservations for 8 people		\$500.	\$ _____
TOTAL.....			\$ _____
Visa # _____			
M/C# _____			
Signature: _____			
Exp. Date & back # _____			

PURCHASE YOUR RESERVATIONS BEFORE Jan 15th
TO BE ENTERED INTO THE EARLY BIRD RAFFLE.....
Questions: 530-345-1197

MAIL RESERVATION FORMS AND PAYMENT TO:
CAF – 1010 Lori Dr, CA 95973

CAF General Meeting Speaker List 2014

CAF meets monthly and presents a variety of exciting flyfishing-related programs throughout the year. The meet-ings also include monthly fly tying demonstrations, raffle prizes, refreshments, and the very best info and lies about Northern California Flyfishing. Meetings are held on the second Wednesday of the month. Fly tying begins at 6:30pm - general meeting begins at 7:30pm.

Location: CARD Center - 545 Vallombrosa Avenue - Chico, California, 95926. We look forward to see you at our next meeting!

Date	Speaker	Program
Jan 14th, 2014	6:30/7:30	Members Share your pictures an stories (Call Pat Sleeper @ 345-1197 to be added to the list...thank you..)
Feb 13th	Lincoln Gray	
*March 1st "Sat"		Annual Crab/shrimp dinner at Masonic Lodge
April 9th	Andrew Harris	Spring fishing in the Fall River area
May 14	Craig Nielsen	
June 11	Dave McKinney	Movie on fly fishing- TBA

Chico Area Flyfisher's Fishout Schedule 2013

This is where you can locate future outings that Chico Area Flyfisher's provide to its Membership. These Club Fishouts are designed to give fly fishers the best opportunity to catch fish and enjoy the outdoors. Our Club has many accomplished anglers who are willing to share their skills with others and you are only limited by willingness to become involved. From selecting promising locations and times, to helping those members new to the sport or experienced, we try to make these trips fun, exciting and successful.

We are always looking for additional fishout leaders. If you have one of those favorite spots that you don't mind sharing with others and would like to lead your fellow CAF members for a day of fun fishing, and fellowship, please contact Lincoln Gray or Don Sleeper. 345-1197

This schedule may change depending on the fish bite and weather conditions.

Date	Location	Fishout Leader
Jan 18	Buam Lake	Don Sleeper
Feb	Open	Open
March 22	Lewiston Lake	Open
April 10 thru 15	Pyramid Lake	Don Sleeper
April 26	Trout Opener	Open
May 24	Crater Lake	Don Sleeper
June 1	Eagle Lake	Open
June 21	Lake Almanor Hex Hatch	Lincoln Gray
July	Philbrook Reservoir	Open
August	Open	Open
Sept 20	Lewiston or Davis	Don Sleeper
Oct 1st(Wed)	Pyramid Lake	OpenOct
Almanor	Open	
Nov 8	Eagle Lake	Don Sleeper
Nov	Big Chico Creek	Eric See

Other ideas: Floating Indicator Clinic, Float Tube Clinic, Fly Casting Clinic, Yuba River, Fort Bragg area Surf Fly fishing---

Fly of the Month for January, 2014

Hart's Dark Lord

Hart's Dark Lord

By: Ray Narbaitz

When I first heard of The Dark Lord, I thought it looked like a variation of a Prince Nymph. I also thought the name might be a takeoff on the Royalty theme of the Prince, since it was a darker version. It turns out I was only half right. The fly was developed in 1990 by Mt. Shasta area guide Ron Hart (Hart's Guide Service www.snowcrest.net/ronhart). In communicating with him, he said the base idea for the fly was the Prince Nymph, but it was named after one of the Lord of the Rings trilogy.

Ron said that he noticed that while the Prince Nymph was good in faster pocket water, it didn't work as well in slower water. He also felt it dropped off in production after it had been fished in the same water a few times. He decided that while the white wings on the Prince elicited curiosity strikes, they were not very natural, and eventually made the fish wary. He wanted a fly that followed the theme of the light wing over the dark body, but wanted it to be a little more natural in color. To do this, he chose a more natural body material with ginger instead of white wings. After coming up with the fly, he tested it against the Prince on the water, and felt it proved superior in every water condition.

Hook: TMC 3761 sizes 8 to 18

Thread: Black 6/0 or 8/0

Bead: Gold, sized to match hook

Tail: Brown Goose Biot

Ribbing: Gold Wire

Body: Umpqua, Kauffman's or Whitlock's Dark Stone

Legs: Black Hen Hackle Fibers, although on this fly I used dark, speckled Hen Hackle, because...well, its speckled, and I like the effect over solid Hackle.

Wings: Ginger Goose Biots

Collar: Same as Body

1. Debarb the hook, and place the bead. If you want the fly to sink even faster, you can add some lead or lead free wire behind the bead.
2. Lay down a thread base, and secure the weighting wire if you have used any.
3. At this point, you can make a very small thread ball, or a ball of the dubbing material at the bend of the hook to help splay out the Biot tail a bit more. This is optional, and if you think the tail is OK without them, that's fine.
4. Tie in your tail, making sure the Biots splay out in opposite directions. Secure the Biots with thread, and trim off the excess.
5. Tie in the ribbing wire. Size Brassie should work on almost everything except the smaller sizes. On those you might want to use a smaller size. Tie it in on the side facing you, the full length of the shank.
6. Dub in a tapered body, almost all the way to the bead, leaving just a small space. Don't use too much dubbing.



7. Spiral wrap (or counter wrap, your choice) the wire up to the bead, and break it off.
8. Take ten or so fibers from the Hen Hackle, and tie them in on each side for the legs. They should be slightly shorter than the body of the fly.
9. Tie in the two Ginger Goose Biots in the usual V shape with the bend of the Biots facing down over the top of the fly, with the tips coming close to the back of the body. Tie them in securely, and trim the excess. On this fly, you can also bend the butt ends of the wings back, and tie them down before trimming the excess to double secure them. You are going to cover them with the next step anyhow.
10. Cover the securing wraps with a thin collar of the dubbing material. Whip finish the fly, trying to make sure the finishing knot disappears between the collar and the bead.


Notes: Ron says he fishes the larger sizes for Steelhead. On the Trout sized flies he uses the legs on the side method. For the Steelhead sized flies, he takes a couple of turns of the Black Hen Hackle around the fly to give it a little more movement...He also ties his fly in Golden Brown, Chocolate, and Olive. To me, Kauffman's Brown Stone also looks like it would be a good color... Umpqua ties the Dark Lord for Ron, and he warns that other, commercial tiers tend to overdress the fly. That's a warning that a lot of us should heed in most of the flies we tie.

I have been reading a fun book called, "1,001 Pearls of Fishing Wisdom," by Nick Lyons. It is a compilation of 1,001 quotes from a wide range of fishing writing. For those of us who wonder when our sport of Fly Fishing started, there are several theories. What we may be sure of is that it is not new. This quote will give you an idea that it has been around for a while. "The fishermen have planned a snare for the fish, and get the better of them by their fisherman's craft. They fashion red (crimson red) wool around the hook, and fix onto the wool two feathers which grow under a cock's wattles, and which in color are like wax." From the writings of Claudius Aelianus, "On the Nature of Animals." (Third century A.D.) It sounds like it could still catch fish today.

On the Road Again,

By Don Sleeper

We had a great fishout on Putah Creek hosted by Lance Gray on December 7th. Putah Creek is west of Winters, a tailwater from lake Berryessa. Those at the fishout was Elden Hinkle, Tom Rosenow, Jai Jett and I. We all saw hundreds of large fish spawning which tells us that Putah Creek is on the way back. These fish are very colorful with a copper hue, large spots and crimson sides from cheek to tail. Fish in the 24 to 30+ inch range keep persistent anglers coming back while frustrating us, not in the know. These are Winter spawning fish that some suggest are either landlocked Coastal Rainbows (Steelhead) or perhaps a hybrid of Rainbow and ancient Coastal Cutthroat. The local fly fishing clubs have set up protected spawning areas to help this improving fishery.



We all had big fish on thanks to Lance Gray's knowledge of this fishery. It's a technique fishery using small nymphs on 6x tippet. With these big fish hooked, good luck in landing them, but great fun. Putah Creek is a great little creek with very large population of trout.

Wading on slippery, slimy rocks takes careful balance and a good wading staff. The amount of vegetation and the narrowness of the creek made casting difficult. The water in the upper part of the creek is freezing cold, because it's released from the bottom of Lake Berryessa at the dam. Blackberry bushes that overhang the water ate more flies than the fish. We all hooked nice size trees as well!

See you at our next fishout.

Some Big Fish




Pete Wilk



Larry Willis Lewiston Lake



Fred Freitas, CAF member, had a Great day at Eagle Canyon on opening day with 3 - 12 pounders. Action was rather consistent all day long with some tripple hookups on BIG black wollybuggers.



Damsel flies hatching @ Mccooy Flat, and evening on Butt Lake.....
by John Logan



Lewiston Lake fish



Craig Laire



Terry Mich Lewiston Lake



Fishout at Pryamid lake...come join us!

LOCAL GUIDES

Chico Fly Shop
Chico, CA
(530) 345-9983

Fish First
Chico, CA
(530) 343-8300

Sierra Stream & Mountain
Chico, CA
(530-345-4261)



RAPTOR ROD WORKS
Production* Custom* Repair
(530) 894-2062

UNDERGROUND RESIDENTIAL INDUSTRIAL COMMERCIAL

Rich Electric
INC.
"Service is our Policy"

RICH PINGATORE
State Lic. #208826

Business
4290 Bouy Ln
Chico, 95928
415 747-6834



Ron Leger
Custom Fish Carvings
530-343-5191
rlegerfishcarvings@gmail.com



Dana W. Miller,
Past CAF president 2004 & 2005
RESIDENTIAL, COMMERCIAL
AND AG LANDS
REALTOR ASSOCIATE
JEFFRIES LYDON
Dir: 530-571-7738
Cell: 530-570-1184
1101 El Monte Ave. Chico, CA 95973



BOARD MEMBERS

President:
Larry Willis.....520-8556

Vice President
Pat Sleeper345-1197

Secretary:
Lincoln Gray345-4261

Treasurer:
Don Sleeper.....345-1197

Board Members:
Eric See899-1918
Scott Joyce.....899-8500
Dana Miller570-1184
Lance Gray517-2204
Dennis Boyd891-5760
Dave Mckinney570-1342

Past President:
David McKinney570-1342

Committee Chairpersons:
Fish Master... Don Sleeper345-1197
Conservation..... David McKinney

Web Master:
Don Sleeper and Richard Wilkerson
Fly Tying Terry Mich

Newsletter Editor
Scott Sleeper.....899-9856

Proofreader
Ray Narbaitz894-5220
tytline@sbcglobal.net

CAF WEBPAGE
<http://chicoareaflyfishers.org>

FISHING REPORTS
www.fishfirst.com

Change of address?
Not receiving newsletter?
Contact
Don Sleeper..... 345-1197