



CHICO AREA FLYFISHERS

CAF July 2023 NewsLetter

www.chicoareaflyfishers.org

Next General Meeting: Wed. Oct. 11th The Lakeside Pavilion 2565 California Park Dr. 6:30 Fly Tying Demo; 7:30 Presentation



President's Line July, 2023

This heat is only perfect for growing sweet, delicious tomatoes, and other fruits and vegetables! July is here and it's "HOT" out there!

We have chosen to "cancel" our fish out at Pingatore's Lake due to "health hazard", with the temperature predicted to be from 106 - 116 degrees Sunday, I think we need to show those bass who's boss another time.

Update for our annual fundraising dinner event...New date: 2nd Saturday, March 9th, 2024, due to elections using the facility.

Hope you have been out enjoying catching fish somewhere. Please feel free to share your pictures and stories with us by sending your information to John Cowan (jcowan58@yahoo.com) or myself, Pat Sleeper

(psleeper@sbcglobal.net).

We have 2 openings for our January 12 - 17, 2023 bass fishing trip to Lake Picachos, Mexico. Please feel free to contact me for more information.

We just got back from Almanor where the Hex fishing is slower than in the past. Depending on your location around Lake Almanor, Butt Lake, Echo and vicinities you can still catch browns, rainbows, bass and other species. They are "all" fun and we definitely saw the Hex popping out of the water which is still a thrill! They have been behind about a month by my evaluation. While on Butt Lake I personally saw about 50 hatching around me and the rainbow keying on them which is usually the first of the lakes to have the hex hatch occurring. To add a little excitement for myself, there was a little spike buck following me on the side hill while I was out there fishing. After it got dark, he was joined by two more foraging on the edge of Butt Lake. Isn't nature fun to experience and enjoy? I had 5 on landed 3 that night.

We have a pontoon boat, Sea Eagle frameless that is being donated to a club member, it has a little hole that needs repair that a rodent chewed. It is free to the first who is interested. More information on this pontoon boat in the newsletter.

Our next General Meeting will be Wednesday, October 11, 2023, which is our annual elections meeting. We "always" appreciate anyone volunteering for any of our positions, including president. Thank you for your consideration. Hogan Brown will be our guest speaker for that meeting. He offers information on catching all kinds of species beyond just trout.

Be sure to check out our website for more information regarding club happenings: www.chicoareaflyfishers.org.

Have a Great summer!! See you at our next General Meeting in October.

Sincerely, Pat Sleeper

President, CAF


Iron Canyon Fish Passage Project

By Holly Swan, Cal Trout

June 14, 2023

The engineering/design team is up in the canyon all this week. They will conduct robotic surveys to identify boulders, flow lines, thalweg, hydraulic controls, and debris lines. They have also set up control stations both on the bluff using RTK and in the canyon using a ground base scanner so they will be able to create a 3D model of the project site. This is extremely helpful for them to create AutoCAD drawings and be able to do desktop work without having to go in the field each time they have a question about boulder placement.

In other news, we recently received word that we have been awarded funds by California Department of Fish and Wildlife to look into fixing the fish ladder at One Mile. As one of your members mentioned at our presentation, it's a known fish passage issue. The ladder is outdated, has too high of a jump, and often times not enough attraction flow. Salmon often try to (unsuccessfully) go up the face of the bladder dam instead. The grant money will be used to look at alternatives for fish passage at that site. In that grant, there are also funds to look into fish passage at Five Mile dam, perform some monitoring within the watershed (such as connectivity and spawning habitat suitability), and provide support for Mechoopda Indian Tribe's growing fisheries program.



Eagle Lake Rainbow Trout

Oncorhynchus mykiss aquilarum #2 in Series on the California Heritage Trout Challenge

By John Cowan

Being an avid backpacker and retired mountaineering guide, the California Heritage Trout Challenge has captivated me ever since Tom Rosenow brought it to my attention. During Lee Duckwall and Michael Mamola's presentation last year, they mentioned that recognition for the California Heritage Trout Challenge does not mean that one must be in great physical condition or a backpacker. To complete The Challenge, one must catch five of the eleven eligible trout species in Heritage Waters, and most of these can be done with only a short walk from their car. All of the rules and a pdf version of The Angler's Guide to the California Heritage Trout Challenge can be found at the California Department of Fish and Wildlife website: <https://wildlife.ca.gov/Fishing/Inland/HTC>. All of the information for this article and the upcoming articles come from An Angler's Guide to the California Heritage Trout Challenge (2017).

Eagle Lake Rainbow Trout have adapted to live in the highly alkaline waters of Eagle Lake. Thought to be a subspecies of rainbow trout, it was determined that they were hybridized versions of redband trout, rainbow trout, and/or Lahontan cutthroat trout. Recent genetic studies suggest that they are most closely related to rainbow trout in the Feather River.

Eagle Lake is in the Lahontan Basin, so it is plausible that Lahontan cutthroat trout may have inhabited Eagle Lake, maybe 10,000 to 20,000 years ago. If such a population did exist, they probably died off during a prolonged dry period. When favorable conditions returned, conditions for the growth of the Eagle Lake rainbow trout were optimal. Given the geologic and tectonic activity in the area, it is possible that the headwaters of the Feather River were once connected to Eagle Lake. Being one of California's largest natural lakes, Eagle Lake has a high pH and alkalinity. Eagle Lake rainbows have special adaptations to live here. Attempts to introduce other sport fishes including lake trout, rainbow trout, bluegill, largemouth bass, bullhead, and crappie have failed due to their lack of adaptive abilities to deal with the chemistry of the lake.

Historically, the majority of Eagle Lake rainbow trout spawn in Pine Creek. It is believed that the juvenile trout spend one to two years in this stream environment before out-migrating back to the lake. During the 1930's and 1940's, the lake's water level was critically low. A weir was built to start a rearing program. Once large enough, Eagle Lake rainbow trout were returned back to Eagle Lake and stocked into other waters across California. They have been stocked into other waters due to their fast growth rates and potential for large size, not to mention their prized fighting ability when on a line. While the size averages about 18 inches in length and three pounds, they have been known to reach upwards of 28 inches and 10 pounds.



On The Road Again

By Don and Pat Sleeper

We, Elden, Don, and Pat, left for Dillon, Montana, at the end of May 2023 on a fly-fishing trip. Well, that is what we thought anyway. As we all know the weather was not that great; thunderstorms every single day while traveling and, after we arrived! It sure makes for beautiful sunsets!!!

We started out fishing Miner Lake, which is located east of good Dillon, for cutthroats, rainbows, and grayling trout; and it only took about 2 hours of fishing before those big black clouds appeared, and the strong winds and storm hit!! We just barely made it off the water; and off the slippery, muddy, bumpy road before this road turned bad! Fortunately, we all caught enough trout to make the trip in and out worth it.

We next fished Clark Canyon out of Dillon in our pontoon boats, no luck this time. We tried all the flies known to us that should work. Interesting, as I was watching some of the other anglers returning from a day's fishing and saw the looks on their faces and questions from their mouths: "How did you do today?" they would say. "Nothing?" He would say. "Yah!" "They are not biting like they would normally, no insects! I used worms, grubs, eggs, and spinners! And nothing!!!" They told me as they continued to load their boats with their heads sadly, down low.

Six days later, we moved our trailers down to Henry's Lake, Idaho. Elden had arranged a guide. The weather was again not so good. On the first day out, Elden hooked about 5 from 5 to 7 pounds, I only landed one this time. Elden did very well the next day fishing alone with the guide; he landed 6 or 7.

The next day we fished Hebgen Lake in Montana. Rain and hail were bad. Elden and I said UNCLE early and got off the water. Pat continued to fish and had 4 hooked and landed 3, one nice 22-inch cutthroat. Next up with the guide on Henry's was Pat & Elden; she caught 2 and Elden caught ONE.

After 8 days at Henry's Lake, we left for California. Pat and I were home only one day, and then headed to Lake Almanor for the Hex hatch. Since everything was late this year, we decided to fish Crater Lake off Hwy 44 north of Chester. Fishing was hot, we caught fish on every cast, planters up to 14-inches using dries with a 12-inch dropper. We did make it over to Butt Lake and did OK; Pat landed a bass and 21-inch rainbow that went between her fins and under her boat for a tough fight! But finally came around for the net. Lots of FUN! I did land a bass there at Butt Lake. We spent the fourth of July at Almanor with family enjoying the camping experience.



Pat's Grayling and cutthroat



Don and Pat's campsite at Henry's Lake



Elden lands a beautiful cutthroat


Summer Fishing Reports

Various Authors

June, 2023 South Platte River and Antero Reservoir, Colorado

By Kathryn Barth


Mike and I went fishing with Landon Mayer, renown Colorado fishing guide, last month. Although the thunderstorms were problematic, we did get to fish the "Dream Stream" (South Platte River) one morning and had success on rainbows. We spent the remaining three days fishing Antero Reservoir where I caught two eight-pound beauties, one beautiful rainbow and the prettiest butter-bellied brown I've ever seen. I was using a ten-foot six-weight and caught both fish on a damsel nymph dropper under a caddis dry fly which also served as an indicator. It was definitely quality over quantity, but we had so much fun we booked Landon for next June.



Kathryn Barth and her brown trout.



Kathryn's nice rainbow!



Looking down Canada Verde Creek to Canada Verde Beach, Half Moon Bay

June 2023 Half Moon Bay Surf Fishing

By John Cowan

I spent almost the entire month of June at Half Moon Bay. I was hoping to spend time chasing trout for the California Heritage Trout Challenge, but a medical issue had me visit Stanford Medical Center for five weeks. Instead of getting to know the streets of Menlo Park, I decided to hit the ocean and try to pull fish from the surf with my fly gear. I read the book "Fly Fishing the Surf" by Lee Baerman and the last time I was in Ventura I picked up some of his fly lines and flies. Fly surf fishing has been on my radar for some time.

After my first week, I had two hits, but couldn't keep the fish on. I came back to Chico on a weekend during my treatment and I asked Mac Nobel if he knew anything about fly fishing the surf. "Hellooo... I grew up in Santa Cruz!" Great, I thought. "How do you keep the line tight in the rolling surf? How the hell do you keep the fish on barbless hooks?" Mac gave me a pitiful, borderline compassionate look, "John, I only crimp my hooks for trout." Okay, now I know.

I returned to Half Moon Bay with new flies and a new attitude. However, those two hits that first week were the only fly fishing action I had. I won't give up, though! One of these days I'll get fish from the surf and I will chase trout for the California Heritage Trout Challenge!


Thursday, July 6, 2023 Echo Lake

by Dana and Frankie Miller

We fished Echo Lake and landed 12 all around 10 - 13 inches. ALL RAINBOWS!!!! YEP, they planted rainbows! Everything burned and ugly from the Dixie Fire. Fishing before the fire was a lot better, but we had a lot of fun anyway!!



Frankie Miller at Echo Lake



Crater Lake Rainbow

Friday, July 7, 2023 Crater Lake

By Walt Mazen

Hello campers! Afternoon report. Well Mike and I figured we were here to catch fish. We returned to Crater Lake. No one parking and only a few camping. Black ant or small black elk hair caddis along the shore just killed them. We had to easily get 50 each. Some to 15 inches and all rainbows. It seems like sometimes I always had on a fish. The ospreys were catching fish and bald Eagle looking over us all. Then thunder heard. Clouds and wind. We packed up and it opened up!!! Poured like crazy and washed my truck. Sunny back at Almanor and after a nap we plan to go back to Butt. Seems like Almanor just didn't get a Hex hatch this year. So, more driving, dust, hiking, rowing, and of course...

Friday Evening, July 7, 2023 Butt Lake

By Walt Mazen

Evening fishing report. Hot damn. Again, to Butt Lake, mile 8 marker. Across the lake. Three other people from Chico there. It was slow and after 8 a few bugs popped and the rises started! I got an 18" rainbow on a Mike Mercer Rag Hex nymph. So far, I caught most fish on that. Then I got a 24" brown. 6-7 lbs. He didn't hold still for a photo. Switched to dry fly and got 2 smaller rainbows. Maybe 16". Oh yeah, a sucker too. Mike got a couple smallies and a trout. The other guys got a few. Billy capsized Laurie's canoe, although he blames the dog. Saved his rods! So, it's a small slice of heaven. I feel like the number of Hex bugs is down. Still good to go some more. Ciao.



Walt getting ready for dinner

Friday, July 7, 2023 Deer Creek

By John Cowan

Being the novice fly rodder of the club, I am jumping at the chance to practice the skills I'm learning about and jumping into new opportunities to experience something different. Since picking up fly fishing, I have only fished stillwaters. This year, I attempted to branch out. In January, I did a dry fly workshop on the Yuba River with Lance Gray. I had a great time. The water was high, and I haven't taken the time to return to practice what Lance taught me.

Friday, July 7th I went with guide, PJ Bock (will be the featured General Meeting speaker November 8, 2023) on Deer Creek. We went to K-Line and it was an absolute blast! I'm not a Chico native, but I've been around since 1989 and I can't believe I never found this location! PJ taught me more dry fly techniques along with Euro-nymphing. Deer Creek is going to be a new passion of mine! I know our club really hasn't offered any fishouts on streams, but I'm hoping we can change this! Before we went down to the creek, PJ showed me the Euro-nymphing setup and demonstrated a cast near the car. A lizard bolted out of the rocks and chased down one of his flies, bit down and held on! PJ reeled it in and the determined lizard didn't let go until it was a foot off the ground. I must say, PJ has skills!

After K-Line, we moved upstream to above the falls. PJ virtually guaranteed that I would catch fish here. And I did. I also lost about eight of his flies in the same damn branch of a tree. I suggested we name the hole "The Fly Box". He told me it was called "The A Hole". I said that I completely understand... He corrected me on my thinking and said "This is where my wife, Ashley, caught her first fish..." Sorry, PJ, my brain just runs in strange directions sometimes..

I highly recommend PJ if you are interested in developing or honing your stream skills, call PJ Bock (530) 598-4087.



While demonstrating casting for Euro-nymphing, PJ lands a lizard!

Sunday, July 9, 2023 Lake Almanor

By Don Sleeper

The lake level has dropped fractionally since last week, currently sitting at an elevation of 4,492.75 feet, ten feet above the same date in 2022 (4,482.85). Water temperatures are in the low seventies and clarity ranges from seven feet at the bank to fifteen feet in the main section of the lake.

There has been no change to the Hex hatch over the past week. While the fish we are catching are full of Hex nymphs we have not seen any significant hatches taking place. I suspect the hatch is done for the year. There are lots of thoughts on why the hatch was so poor this year, lake level, water temperatures and the impacts of the Dixie Fire to name a few, I am cautiously optimistic this is a one-year anomaly. Pond smelt are showing up in greater numbers and fish are beginning to key in on smelt.

As water temperatures continue to rise fish will head to deeper water, over springs and at Hamilton Branch. Trollers will target their efforts at Big Springs, Rec #1 to Big Cove, Dorado, Rec #2 to the tip of the peninsula and Augie's Alley. Bank anglers and boats on anchor are using crickets, worms, and the Almanor Cocktail (cricket meal worm combo). Trollers are catching fish on crawlers, king worms and plastics right off the bottom. When the fish get serious about targeting pond smelt you will find fish scattered throughout the water column.

After a week of beautiful summer weather, we are going to see a warming trend through next weekend with daytime highs approaching triple digits. Get on the water early and be off by 11:00am as the bite completely dies early.



Freshly hatched Hex on Tuesday, July 11, 2023 at Lake Almanor



Sam's first voyage with Dave on the float tube.



Dave decided Sam makes a good trolling motor..

Monday, July 10, 2023 Crater Lake

By John Cowan

Pete Wiik must have talked to Walt Mazen about Crater Lake. Pete suggested we head up there and give it a try. The weather was great and using black ant and black caddis patterns (a few other things, too), we did very well. Much more satisfying to me than fishing Lake Almanor, currently.

As we were gearing up and getting ready to push out in our float tubes, this crazy man pulled up next to us in his truck in a cloud of dust. Dave Raven got out with his dog, Sam. It was Sam's first trip in the float tube. He was excited to see how she would do.


Pete, Dave, and I all caught fish. It was fun to listen to Dave talk with his dog "Settle down!" "Get back there!" "No, no, no! Leave the fish there!!"

I will be going back soon. I'll call Dave and see if he can come just for the pure entertainment with Sam between fish on the line...

Friday, July 13, 2023 Lake Almanor

By Pete Wiik HOT OFF THE PRESS

The Hex hatch is back!! For the past two nights at Dyer Day Use area near Prattville, the fish have been responding as normal. Everyone is catching fish. Hex nymphs during the day early evening. Dry flies later. I told John Cowan to ditch his friends and other obligations to get down here TONIGHT. I'll be fishing with Lee Markos.



Pete caught this on a black AP in a couple feet off the bottom in 34 feet of water.

Fly of the Month: July 2023

Fly of the Month for April 2015

By Ray Narbaitz

This is another of the flies that was introduced to me because I was doing the F.O.T.M. I have fished it in our local waters and took fish with it in Montana a couple of years ago. I always have a few with me while fishing both streams and stillwater.

The S.O.S. is the creation of Spencer Higa, who is the manager and lead guide at Falcon's Ledge (yes Ledge, not Lodge) in Altamont, Utah. Falcon's Ledge specializes in fly fishing and pheasant hunting. The S.O.S. stands for Save our Skins, and was so named by the guides because it has come to the rescue on so many days when the fishing was tough. Originally meant to be a Baetis Nymph, it has now become a general attractor nymph as well.

Spencer says he came up with the S.O.S. a few years back while fishing his home waters of the Provo River. He says the top three flies there are the P.T., the Zebra Midge and the Sow Bug. Unfortunately, at the time, Utah law allowed one to fish with no more than two flies at a time which meant that one of the big three was not being used. Spencer's solution was to combine his two favorites, the Zebra Midge and P.T., into one fly.

Spencer's pattern calls for a wing case of red floss. When I watched a video by MidCurrent's Tim Flagler, he used red Holographic Tinsel instead. When I asked Spencer about that, he said he had tried a number of materials, including orange, Dacron backing, but thought the floss worked best. He acknowledged that a lot of people (like Flagler), don't like to work with floss, and thought the Holo Tinsel was a great idea.

Hook: TMC 2488 or 2488H 16 to 18 (that's a 2X short hook, so it's a small fly)

Thread: UTC 8/0, but just about any 8/0 black thread that lays flat will do

Bead: Silver

Tail: Black Pheasant Tail

Rib: Silver wire, small


Abdomen: Tying thread

Wing Case: Red Floss or Red Holographic Tinsel

Thorax: Black, natural fur dubbing of your choice or Black Ice Dub

Legs: Two strands of Black Crystal Flash.

1. Debarb your hook, thread on the bead, and place the hook in your vise.
2. Start your thread and wrap back toward the bend. Tie in 3 or 4 of barbs of the black, P.T. Wrap them down the bend of the hook a good bit. Make them a little longer than the length of the hook. I didn't have black P.T. but running a black Sharpie over some natural P.T. on both sides did the trick.
3. Wrap back up the hook, tying down the P.T. all the way back up to just short of the bead. At that point it will be wrapped securely enough that you can just break off the remaining butt ends.



4. Tie in the silver wire up by the bead and wrap it back down to the base of the feather. Tie it in on the top of the hook, and let the thread torque pull it over to the side opposite to you.
5. Wrap your abdomen of thread, giving it a slight taper. Make it a little more than half the hook shank.
6. Spiral wrap the silver wire in open wraps up to the head of the fly. Tie it down and break off the excess.
7. Tie in your wing case material at the bead. Make sure it is on top of the hook. I didn't have any red Holo Tinsel, so I stayed with the original floss. Make sure you tie it back so you will have an obvious wing case. I often fail to do that, and wind up with a wing dot instead of a wing case.
8. Apply the dubbing to your thread, and wrap a Thorax a little fatter than your Abdomen. It should be wrapped back over the Abdomen a bit so it is almost half of the shank.
9. Tie in two stands of black Crystal Flash in back of the bead. Wrap them back just a bit so they don't stick straight out.
10. Pull your wing case straight over the top of the Thorax, and tie it down right behind the bead. Use two or three tight wraps, and cut off the excess. Whip finish behind the bead, and cut off your thread.
11. Trim the legs so they are just a little shorter than the shank of the hook.

Notes: While the fly is still primarily a Baetis Nymph, I kept reading that it has become a good attractor fly. I asked Preston what size he uses when it is an attractor, and he was good enough to send me this description: "When I use it as a general attractor, the size depends on where I'm fishing. If I'm on a tailwater then I'll use an 18-20. If I'm on a spring creek or fishing plunge pools then I like to use a 16. The size 16 has caught more fish for me than the other sizes. I have tied bigger flies when Czech nymphing and use it as my anchor fly. I've tied it as big as 10. The S.O.S. works great on lakes too. Hanging it under a dry or an indicator is very productive."


CAF General Meeting "Speakers" 2023/2024

Our General Meetings take place on the second Wednesday during the months of October through May. The other months are for fishing and adventure! We would love to hear from you about your fishing experiences! Send your experience with pictures to John Cowan (jcowan58@yahoo.com; (530) 966-0076) to help build our newsletter. Also, if you have suggestions for who could share or a topic for sharing at the General Meeting, let John know!


Our General Meetings include a fly tying demonstration (6:30pm) followed by the featured speaker (7:30pm). We also have informal time for chatting with one another and a raffle at the end of the meeting. Lots of fun! If you haven't joined us before, I hope you will consider coming to a meeting soon! All of our meetings are at the Lakeside Pavilion at 2565 California Park Drive, Chico. Here are what we have planned for you so far:

<u>Date</u>	<u>Speaker</u>	<u>Program</u>
October 11, 2023	Hogan Brown	Bass Fishing on the Fly
November 8, 2023	PJ Bock	Euro-Nymphing Local Waters
December 13, 2023	Annual Pizza Feed	Chat it up with other members!
January 10, 2024	Ryan Williams, North Valley FF	Bass Fishing Winter and Spring
February 13, 2023	Fly Fishing Film Tour	Sierra Nevada Big Room
February 14, 2024	TBA	
March 9, 2024	52nd Annual Fundraising Dinner	Raffle, Live and Silent Auctions
April 10, 2024	Rob Anderson, Bucket List Fly Fishing	Fly Fishing the Amazon; Pyramid Lake
May 8, 2024	TBA	

Fall Came



Fall Left



Fall Stayed



Our Gutterguards will protect your gutters, keep them clean, flowing, and make them last longer

- Getting up on ladders to clean your gutters will be a thing of the past and never do again
- Protect your home
- Stops bugs and pest in messy gutters
- Handles high flow water conditions
- Prolong your gutter lifespan
- Reduces wildfire hazards



"My gutters stay clean and rainwater flows efficiently thanks to Gutterguards from Gary at Eco Living Resources."

Lionel Valley

Call today for a FREE ASSESSMENT



(530) 520-3931

Chico Area Flyfisher's Fish-out Schedule 2023-24

Here are future outings that Chico Area Flyfishers provide to its membership. These club fishouts are designed to give fly fishers the best opportunity to catch fish and enjoy the outdoors. Our club has many accomplished anglers who are willing to share their skills with others and you are only limited by the willingness to become involved. From selecting promising locations and times, to helping those members new to the sport, we try to make these trips fun, exciting and successful. But, it's up to you to ask for help, if you desire to learn.

If you have one of those favorite spots that you don't mind sharing with others and would like to lead our fellow CAF members for a day of fishing and fellowship, contact any of the following fish masters: Elden Hinkle (ehinkle1221@yahoo.com; (530) 519-4680); Don Sleeper (dnsleeper@gmail.com; (530) 228-6197); Pat Sleeper (psleeper@sbcglobal.net; (530) 228-9197); Eric See (eric.see@water.ca.gov; (530) 899-1918); and Tom Rosenow (trosenow.chico@gmail.com; (530) 520-3053).

***NOTE: The fishout schedule may be subject to change depending on the fish bite, weather conditions, and or COVID issues.**

Date	Location	Fishout Leader
September 1, 2023	Free Fishing Day! No license needed	State of California
September 2, 2023	Free Fishing Day! No license needed	State of California
January 12-17, 2024	Trophy Bass Lake Picachos, Mexico	Pat Sleeper (530) 228-9197

***Check the Chico Area Flyfishers website for the most up to date fishout information.**

FREE to any CAF Member

Sea Eagle 285 fpb PRO Frameless Pontoon Boat
<https://www.seaeagle.com/framelessfishingboats/285fpb>

Retail \$999

This boat is in "almost" perfect condition. A rodent chewed a small hole (0.50" x 0.25") in the bow. New owner must patch hole before using, and assumes all liability for future use.

First caller takes it!! Call Mike @ (530) 342-8754
 LEAVE MESSAGE to receive confirmation



LOCAL GUIDES

Mark Antaramian	Mark Antaramian Guide Services	916.705.1207
PJ Bock	Bock Fly Fishing	530.598.4087
Hogan Brown	hgbflyfishing.com	530.514.2453
"Dirty Mike" Elliott	Discover Montana Outfitting	406.890.8735
Tim Fox	Mr. Fox Outfitters	530.949.0239
Lance Gray	Lance Gray & Company Lance Gray Online Store	530.517.2204
Lincoln Gray	Lincoln Gray Fly Fishing Adventures Sierra Stream Outdoors	530.520.6895
Joe Garza	J.A.G. Flyfishing	530.570.0978
Bryan Roccucci	Big Daddy's Guide Service	530.370.1001
Wayne Syn	Orland Outfitters	530.624.4156
Toby Uppinghouse	Edgewater Outfitters	916.505.4773

LOCAL FLY FISHING SHOPS

Fish First!
 766 Mangrove Ave
 Chico, CA 95926
 (343-8300)

Sierra Stream Outdoors
 847 W.5th Street
 Chico, CA 95926
 530-345-4261



Crotty's Guide Service
Making Maker II
 Licensed/Bonded 707-362-1899
jcrotty420@yahoo.com
 Formally Quail Lodge Lake Almanor



Ron Leger
Custom Fish Carvings
530-343-5191
 rlegerfishcarvings@gmail.com



David W. McKinney,
M.D., M.P.H.

Pre-Employment Physicals
 Expanded Drug Screening
 Workman's Compensation
 FAA/DOT Physicals
 Spirometry/Respiratory Testing

BOARD MEMBERS

President:
 Pat Sleeper..... 530-345-1197

Vice President
 John Cowan..... 530-966-0076

Secretary:
 Dave McKinney 530-570-1342

Treasurer:
 John Cowan..... 530-966-0076

Board Members:
 Scott Joyce 530-899-8500
 Dana Miller 530-570-1184
 Mike Pickering..... 530-521-0710
 Eric See 530-899-1918

Past President:
 Larry Willis.....530-520-8556

Committee Chairpersons:
 Fish Master: Tom Rosenow....530-520-3053
 Fish Master: Elden Hinkle.....530-518-4680
 Fish Master: Eric See.....530-899-1918
 Fish Master: Don Sleeper.....530-228-6197
 Fish Master: Pat Sleeper.....530-228-9197
 Conservation: Pat Hallin.....530-518-5031
 Conservation: Lionel Valley....530-321-2481
 Web Master: John Cowan.....530-966-0076

Project Healing Waters Fly Fishing
 Stan Thomas.....530-518-3715
 Pete Wiik.....530-520-9495

Donations:
 Pat Hallin.....530-518-5031
 Lionel Valley.....530-321-2481

Newsletter Editor:
 Scott Sleeper.....530-519-1165

Proofreaders:
 Ray Narbaitz.....530-894-5220
 tytline@sbcglobal.net
 John Cowan.....530-966-0076
 Jcowan58@yahoo.com

Change of address?
Not receiving newsletter?
 Contact: John Cowan.....530-966-0076

Better Homes and Gardens. REAL ESTATE | **WELCOME HOME**



Dana & Frankie Miller
Chico Miller Real Estate

DRE# 01804191 D
 DRE# 01767902 F

530.717.3884 Frankie
 530.570.1184 Dana
 530.961.3400 MainOffice

BHGWelcomeHome.com
 ChicoMillerHomeTeam@gmail.com
 1600 Mangrove Ave, #100, Chico CA 95926

An Independently Owned and Operated Franchise

CAF WEBPAGE
<http://chicoareaflyfishers.org>

Chico Area Flyfishers Membership/Renewal Form

Dear Fly Fisher,

Welcome new members and renewing members alike! Your membership dues enable Chico Area Flyfishers to continue to provide quality programs, outings, seminars, and to participate in conservation efforts.

Dues for the Family Membership are \$35 per year. Membership extends through the calendar year (January 1 through December 31). Please complete this application and return it along with your membership dues today to the following address:

CAF
2796 Beachcomber Cove
Chico, CA 95973

Your support is appreciated!

NAME: _____

Please include the names of family members that may participate in club functions:

Family Member: _____

Family Member: _____

ADDRESS: _____


PHONE: _____

EMAIL: _____


If you have any questions, please contact John Cowan (jcowan58@yahoo.com; (530) 966-0065).

Make checks out to "CAF". Memberships can also be completed online using PayPal: chicoareaflyfishers.org

A Shout Out To Some Of Our Supporters Who Have Helped Us Over The Years!



Fishing Report



Sierra Stream & Mountain

