



# CHICO AREA FLYFISHERS

CAF May 2024 Newsletter

[www.chicoareaflyfishers.org](http://www.chicoareaflyfishers.org)

Next General Meeting: Wed. May 10th The Lakeside Pavilion 2565 California Park Dr. 6:30 Fly Tying Demo; 7:30 Presentation



## President's Line May, 2023

Our presenters for our General Meeting May 10th, 2023 at 7:30pm are Gayland Taylor and Holly Swan. And, P.J. Bock will be our fly tyer at 6:30pm. Location: Lakeside Pavilion at 2565 California Park Dr, Chico.

California Trout, along with several other agencies, have secured funding for restoration of Iron Canyon on Big Chico Creek to give Chinook Salmon, the endangered winter run steelhead, and other native fish to 8.5 miles upstream. This is a long overdue project which may take several years to complete. The new Cal Trout representative, Holly Swan, and retired CDFW warden, Gayland Taylor will be here to share the particulars about this project to the club since they represent a lot of the local fisher people. The project will be very similar to one completed on Battle Creek, and the Cal Trout website has a description of the process. Check

out Eagle Canyon Project (<https://caltrout.org/projects/battle-creek-eagle-canyon-passage>). There is also info on the Iron Canyon Project (<https://caltrout.org/projects/iron-canyon-fish-passage-project-big-chico-creek>).

I know you are all out there planning your next trip. It could be an hour away to Black Butte, Almanor, Oroville or Shasta just to name a few. But know the bass are starting to come alive all over the place, according to many reports shared with me. I hear the snow and ice are starting to melt creating some muddy messes depending on your favorite fishing location. I have received a few calls from some locations located about 10 hrs. away by truck and trailer that said they didn't want us coming as the melting snow was making things rather messy. I was also told, "give it a week, please." I encourage you to call ahead to check on the conditions before your fishing journey in the near future.

Lake Oroville is 25 feet from the top and Lake Shasta is 10 feet from the top I heard tonight!! Wow! We have come a long way from where we were 5 months ago. Nice to know we'll have water for the fields, fishing, boating, skiing or just enjoying a nice swim. Aren't all those flowers on the mountain sides beautiful out there; love those yellows, blues and reds with the backdrop of "green" grass. Makes me smile every time I see it! I hope you can get out and enjoy it as well!!!

John Cowan, our new V.P and treasurer has been so hard at work on our website: [chicoareaflyfishers.org](http://chicoareaflyfishers.org). You can learn about fish plantings, fishing reports, our local guides and their names & phone numbers and fish outs and...the list goes on and on!! Please check it out and let me know what you think. If it needs something, please let me know. Thank you!!

John Cowan is mailing this newsletter out to you this month, and many be another next month. We're working on the possibilities... I want to encourage you to submit to John any good stories about your fishing expeditions. You can send articles and pictures to him at [jcowan58@yahoo.com](mailto:jcowan58@yahoo.com). See you at our next meeting May 10th!!

Thank you,  
Pat Sleeper President, CAF

## Luk Lake Fishout April 8, 2023

By Tom Rosenow

Due to the rainy weather giving Luk Lake 2 ft of visibility, the Fishout, initially scheduled for March 18th, was moved to April 8th. Those that attended were: Tom Rosenow, Redge Hawkley, Elden Hinkle, Pete Wiik, Glenn D'Arpa and son, Bill Robinson, Roger Bevers, and Wayne Syn.

The weather was good. Winds were low, and temperatures were in the 50 to 65-degree range. With the colder weather/water and water cloudiness with recent rains, the first couple hours produced Bass, Blue Gill (large and strong), some Perch or Sun Fish reported, and a couple of trout. Around 11:30 am, toward the end of the fishout, the midges began to hatch, and trout feeding just under the water line. And these Rainbow trout were actual BOWS as they arched when you picked them up. While all of us caught some decent fish, Wayne Syn (in his 5.5" pram), Elden Hinkle, and Pete Wiik seemed to put on a show with one bass or trout after another using an indicator and fishing 1-3 feet down with a rust-colored balanced leach and some a midge type fly under that. It was almost as if they had sunk a can of cream corn under their boats like my grandfather used to do when I was eight years old.

Lunch was served ("Hey, come make your sandwich!"), and we shared a few stories. Good day to be outdoors.



# Anticipation of the Hex Hatch

By John Cowan

Make no mistake, I'm one of the less skilled and experienced fly fishers in the club. Even though I have been a member for several years, it was more of a result of attending the Annual Fundraising Dinner Crab Feeds than my direct involvement in the group. Truth be told, I was afraid to come to the meetings because I didn't know anything about fly fishing and I didn't want others to recognize my ignorance and lack of skill. I had an exposure to fly fishing that had me captivated, but my fragile male ego prevented my growth. Several experiences, including retirement, provided the incentive to attend meetings and, ultimately, put a line in the water.

I had heard about this "Hex Hatch" at Lake Almanor through Lance Gray's newsletters. I surmised it was the hatching of some insect that fish liked to feed on. Last June, CAF had a BBQ at Pat and Pam Hallin's cabin at Lake Almanor. I decided to attend this BBQ because a number of folks were going to fish the Hex hatch immediately following. That was the first of four consecutive nights I was able to experience "The Hex Hatch".

For those of you who don't know, "Hex" is the shortened name of *Hexagenia limbata*, the Giant Burrowing Mayfly. It is widespread from parts of Mexico and up into Canada with the greatest concentrations being around the Great Lakes. It is a central indicator of healthy aquatic ecosystems and a major food source of the fish in those ecosystems. It is stunning to look at, both in its large size (3cm or 1.25 inches) and color (at Lake Almanor, a bright yellow). I didn't know how beautiful this insect was until Stan Thomas brought a live specimen from Butt Reservoir to a Project Healing Waters Fly Fishing meeting. I saw the *Hexagenia* flies prominently displayed on the front counter at Fish First! in Chico but didn't have any idea how to fish with them. That was about to change.

Saturday, June 25, 2022: The CAF BBQ was well attended at the Hallin's cabin. A major thunderstorm was skirting the property with lightning and rolls of thunder. While we had wind and had to dodge some pinecones dropping from the trees, we feasted, told lies, bought whiskey, and didn't get rained on. Pete Wiik finally mustered the call to fish. Most of us were hesitant because of the weather, but we loaded up and met at Geritol Cove to great fishing conditions. Most members used float tubes, but I fished from the bank. I rigged up two rods, brought my net, and headed to the lake. I stashed one rod in the bushes for safe keeping, and proceeded to fish, looking for *Hexagenia* rising to the surface and hatching into an adult. I remember being a bit self-conscious because I sucked at casting and Pat and Don Sleeper were standing next to me. They were becoming close friends, but they had skills and I didn't. In the deep setting sun, we began to see the Hex hatch. I had a big hit, but not being experienced with line management, the fish popped off my rigging. I was wide-eyed and excited! I ran back to my truck to re-rig my rod, not knowing this Hex hatch is very short lived. When I turned to go back to the lake, the hatch was over and everyone was coming back to the parking lot. Someone "found" a net by the lake. It was mine. I returned to the lake to retrieve my other rod but forgot exactly where I put it. With Pat and Don helping me, I was sure that someone found the rod before me and I had lost it. However, after about 30 minutes, the rod was located.



Sunday, June 26, 2022: I had been invited by an old college friend to stay with his family and other friends at their cabin on Lake Almanor West, right on the Lake. The next evening I was ready! I knew about the short duration of the Hex hatch. At the correct time, I sat in my float tube and kicked out beyond the dock. I remember Steve Periera encouraging us newcomers to "enjoy the moment" and not worry about fishing, rather watch the hatch, see the birds feeding on the newly hatched mayflies, then the bats feeding as the evening progressed. Great advice, I watched, but fished, too. The Hex were hatching, the fish were rising, I was casting. I noticed my fly floating very low in the water, so I decided to false cast several times to dry my fly out. I created a tangle worthy of housing several mating pairs of house finches. With swear words drifting across the placid lake, I contemplated whether to try to untangle the mess in my headlight beam or cut it and retie my fly. After several precious minutes of fiddling with the nest, I clipped and retied. Getting ready to recast, I saw that the hatch was done, the fish gone, and I was left to kick back to shore enjoying a beautiful night sky.

Monday, June 27, 2022: Okay, this time I was really ready! Geared up at sunset, I kicked out on my float tube. I timed my fishing more closely to when the Hex actually hatched. I moved out past the dock, the Hex were hatching, the fish were rising, and flipper on my right foot was feeling funny. It had come loose and dangled from my boot. I was not limber enough to tighten it, but just limber enough to undo the straps. With it hanging, I undid one strap, the second strap undid itself and the fin sank to the bottom of the lake. I spent the rest of the evening kicking round with one flipper... Undaunted, I continued to fish. Then, with a mighty hit, my line went tight and the trout leapt! This was what I was searching, waiting, and hoping for! I brought the fish in, netted it and discovered that I had snagged it on a pelvic fin. I turned it loose frustrated that I had not caught the fish. I kicked towards the shore, in tight circles, enjoying the beautiful night sky.

Tuesday, June 28, 2022: My friends at the cabin were getting used to my pursuit of the trout during the evening Hex hatch. My girlfriend, Robin, not a fisher person, was just arriving to experience new friends she had never met before. Before this trip, I had not understood what was involved with the Hex hatch. Robin didn't know, nor really care about the Hex hatch. When the time came, I donned my gear, with new flippers, and kicked out beyond the dock. In my usual area, I begin casting. My friends all came out to the dock and I hear "couples sunset pictures!" What the hell! They didn't do this any other night. I kicked back to the dock and managed an awkward "couples picture" with Robin while I'm still in my float tube. The temperature that night became unseasonably cold. No fish, no nookie.

I learned a lot from those four days of the Hex hatch. The most important of which had nothing to do with fishing... I'll be better prepared and ready to go for the Hex hatch next month...

Join us this June 24, 2023 with Pat and Pam Hallin at their cabin for the next Hex Hatch BBQ! RSVP to me, John Cowan (530) 966-0076; Pat Hallin (530) 518-5031; or Pat Sleeper (530) 345-1197.



## General Meeting Topic: Iron Canyon Fish Passage Project May 10, 2023 General Meeting By John Cowan

Let me start by expressing my gratitude for PJ Bock's willingness to change his speaking date! PJ was slated to be this month's speaker, then news broke about approved funding to move forward with the Iron Canyon Fish Passage Project (ICFPP) to be completed on Big Chico Creek. This will make 8.5 miles of Big Chico Creek available for migrating Chinook Salmon and the Endangered Winter Run Steelhead. Several people expressed strong interest in finding out as much as possible about this as soon as possible. PJ will be on hand to give a fly tying demonstration for the May meeting, then is the featured speaker for our November 8th, 2023 General Meeting.

We are fortunate to have Holly Swan of California Trout and Gayland Taylor, CDFW Game Warden, retired, to join us. Both of them are intimately familiar with this project. Part of what they plan to share is the history of the ICFPP, the engineering, timeline, and how CAF may be able to assist in this project.

Holly started at California Trout in 2022. She's obtained a B.S. in Biology from Chico State in 2007 and is currently a semester away from obtaining a M.S. in Environmental Planning and Resource Management. Her research involves understanding the barriers and constraints with policy changes around utilizing translocated beavers for ecosystem services and ecological health. Professionally, she comes from a background in environmental program management, mostly surrounding water quality and pollution. In her spare time, she enjoys backpacking, canoeing the Sacramento River, and dreaming of her next international trip.

Holly has lived in Chico for 20 years and has strong ties to the local and surrounding communities. She is excited to be a part of the growth of California Trout by opening the Chico office of the Mt. Lassen Region. The ability to make a difference in her home state in regards to conservation is what she is most looking forward to by working at California Trout.

Gayland is a Humboldt State University alum in Fisheries Biology. He worked for many years as a Game Warden in Butte County's Environmental Enforcement Squad. He is also an Anadromous Fish Specialist in grant programs. You can hear about some of Gayland's crazy experiences as a game warden in the Barbless.co podcast Season 3, Episode 125 published on January 8, 2020.



Holly Swan, California Trout



Gayland Taylor, Retired Game Warden

## Project Healing Waters Fly Fishing Bailey Creek Lodge By Stan Thomas

As the saying goes "the worst day of fishing is better than the best day at work", the same can be said about joining a group of our disabled veterans from Project Healing Waters Fly Fishing on a day of fishing. On April 12 the group carpooled up to Bailey Creek Lodge just east of Manton, Ca. It was still a little early in spring (at least spring as it played out this year) and yes it was still very cool in the morning. Once it warmed up in the afternoon the fishing picked up. Fish ranging from 16 to 20 inches, down deep and the main fly was a green with a little sparkle balanced leech. Things were a little slow with lots of fly switching to find out what might work and thanks to Pat Sleeper's assistance in discovering the one that worked. Our host for lunch was provided by Jacob Apadoca and the US Air Force. Along with a lovely lunch Jacob also provided prizes for first and second fish along with a bunch of consolation prizes for all. Big thanks to Jacob for arranging this.





As I'm well into my dotage, I fish mostly lakes now. I'm still always after new patterns (it's what we do) but lakes are pretty stable and what used to work still does. This pattern from 2011 is a great example.

## Fly of the Month, May 2023 Previously from October 2011

**By: Ray Narbaitz**  
**Scud**

One of the major problems with always looking for new fly patterns and ideas is that you sometimes forget about some of the old, tried and true patterns that still work quite well. As I look through books and on the internet and find yet another, "Ooo, that looks cool," pattern, I find that my fly box is full of these latest and greatest. Some of them I can't remember why I tied, or what I was going to use them for. I was reminded of this again earlier this summer on Manzanita Lake. The fishing had been OK though not red hot, but then it really slowed to a crawl. In my experience, Manzanita fish can turn up their noses at you for some time when this happens. As I was looking through my flies, I spotted some that had been sitting there for a number of years. I then remembered that I had specifically tied them to fish at Manzanita, because I had seen a number of the bugs on my waders after fishing there. The fly was a Scud. I put one on with a Zebra Midge trailer, found a big weed bed, and started to fish them at its edge under an indicator. The fish started to cooperate once more. All of the fish came on the Scud.

It's a simple pattern, and I have stolen a suggestion from Charlie Craven to tie it.

Hook...TMC 2457, 2488 or 2499 size 14 to 18

Weight...010 lead or non-toxic wire

Thread...8/0, 70 Denair, color to match fly, in this fly, Olive

Tail...Dyed Mallard Flank

Ribbing...5 or 6X Tippet

Shell Back...Swiss Straw, color to match fly

Body...Sow Scud, Scintilla Dubbing, Buggy Nymph, etc.

1. Debarb hook and place it in the vice.
2. Lay down a thread base on the hook.
3. Wrap enough weight to cover the middle of the hook. You want the fly to have sort of a football or hunch back shape.
4. Tie in a short, clump of the Mallard, and wrap the butt ends up to the front end of the weight. Doing this with each step will help make a smooth transition from the hook to the weight.
5. Tie in the Mono for the ribbing. Tie it in at the top of the hook, and wrap it back to the tail. As you finish wrapping it down, make sure it is over at the far side of the hook. That's the side opposite of you.



6. Take a strip of the Swiss Straw and tear a section of it off. The full section will be too thick. It tears very easily lengthwise, but is almost impossible to tear across. Tie it in at the top middle of the shank, and wrap it back to the tail, making sure it stays on top of the hook. Using the Swiss Straw instead of cutting a strip from a plastic bag is the suggestion I stole, I mean borrowed, from Charlie Craven.
7. Dub your thread with the body material, and wrap forward to the eye. Make a fairly fat little body, making it football shaped.
8. Pull the Swiss Straw forward and tie off at the eye. Allow it to widen a bit so it covers the full back of the fly.
9. Wrap the rib forward, making sure you pull each wrap tightly so it makes an obvious indentation in the Swiss Straw. Also make sure that you don't allow the Shell Back to roll over to the side as you wrap the ribbing.
10. Tie down the ribbing at the eye, and then fold it back, and tie it down with a few more wraps of thread. Whip finish the thread and trim it off.
11. With Velcro or your Bodkin, pick out legs from the dubbing material. If you use a Bodkin, be careful not to break the ribbing.

Notes...Scuds work in both lakes and streams. Manzanita, McCumber, Eagle and Baum are just a few of the lakes that hold them. Hat Creek and Fall River are also full of them... Scuds come in a variety of colors. Manzanita Scuds tend to run toward olives, and Eagle Lake Scuds are more gray...No matter where they are, dead Scuds are shades of orange.


# CAF General Meeting "Speakers" 2023/2024

Our General Meetings take place on the second Wednesday during the months of October through May. The other months are for fishing and adventure! We would love to hear from you about your fishing experiences! Send your experience with pictures to John Cowan (jcowan58@yahoo.com; (530) 966-0076) to help build our newsletter. Also, if you have suggestions for who could share or a topic for sharing at the General Meeting, let John know!

Our General Meetings include a fly tying demonstration (6:30pm) followed by the featured speaker (7:30pm). We also have informal time for chatting with one another and a raffle at the end of the meeting. Lots of fun! If you haven't joined us before, I hope you will consider coming to a meeting soon! All of our meetings are at the Lakeside Pavilion at 2565 California Park Drive, Chico. Here are what we have planned for you so far:

<u>Date</u>	<u>Speaker</u>	<u>Program</u>
May 10, 2023	Holly Swan and Gayland Taylor	Iron Canyon Project, Big Chico Creek
October 11, 2023	Hogan Brown	Bass Fishing on the Fly
November 8, 2023	PJ Bock	Euro-Nymphing Local Waters
December 13, 2023	Annual Pizza Feed	Chat it up with other members!
January 10, 2024	Greg Vinci (in the works)	California Trout Fishing
February 14, 2024	TBA	
March 2, 2024	52nd Annual Fundraising Dinner	Raffle, Live and Silent Auctions
April 10, 2024	Rob Anderson, Bucket List Fly Fishing	Fly Fishing the Amazon; Pyramid Lake
May 8, 2024	TBA	

## Fall Came



## Fall Left



## Fall Stayed



**Our Gutterguards** will protect your gutters, keep them clean, flowing, and make them last longer

- Getting up on ladders to clean your gutters will be a thing of the past and never do again
- Protect your home
- Stops bugs and pest in messy gutters
- Handles high flow water conditions
- Prolong your gutter lifespan
- Reduces wildfire hazards



*"My gutters stay clean and rainwater flows efficiently thanks to Gutterguards from Gary at Eco Living Resources."*

*Lionel Valley*

**Call today for a FREE ASSESSMENT**



**(530) 520-3931**



Join Us in Celebrating  
Our **45<sup>th</sup>** Anniversary  
at The Fly Shop®



FRIDAY,  
JUNE 9, 2023  
10:00 AM TO 3:00 PM

## 2023 ANNIVERSARY CELEBRATION LUNCHEON!

**FORTY FIVE YEARS AGO** it was my pleasure to meet two enterprising young men with a dream, Mike Michalak and Brad Jackson. They knew what they wanted. They understood Redding was the prime spot to open a fly shop, with the intersection of Interstate 5 and Highway 299 pointing the way to world-class fishing in every direction – north, south, east or west! I was in real estate at the time, and by the afternoon of the first day we met we found a small commercial spot behind a pizza parlor, and The Fly Shop® soon opened its doors. What started as a two-man operation has grown to what it is today, with the latest and greatest retail store, knowledgeable guide service, local private waters, and a world-class international travel service second to none!

None of this would have been possible without the support of all of you, our valued customers. We want to say thank you by having a free luncheon on June 9th, between 10 am and 3 pm.

With the heavy snowpack we have had this year, our local rivers look to be in fantastic shape by early June. Hat Creek, Fall River, Pit River, and the McCloud will be among the favorites. The Lower Sacramento River, one of our country's finest trout fisheries, will be ideal. Keep your fingers crossed for the Upper Sacramento.

We are grateful that several of our vendors will be here with the gear they sell, and happy to answer any questions you may have.

Our local fly club, Shasta Trinity Flyfishers, will serve the luncheon. Be sure to sign up for door prizes when you get here! If you have any questions or need further information, please call:

**Sandy Watts at 530-222-3555**  
or email: [sandy@theflyshop.com](mailto:sandy@theflyshop.com)

As part of our continuing efforts to support our fly clubs/conservation groups, we are again offering to donate a \$50 Gift Certificate to those California fly fishing clubs who mention the event in advance in their on-line or print newsletter. Just send a copy of the announcement to the event coordinator, Sandy Watts, here at The Fly Shop® or email: [sandy@theflyshop.com](mailto:sandy@theflyshop.com) and we'll get the certificate sent immediately.

*\* If your club has received a donation, we hope that will suffice in place of a \$50 Gift Card.*



4140 Churn Creek Road  
Redding, California 96002

800-669-3474    530-222-3555    email: [sandy@theflyshop.com](mailto:sandy@theflyshop.com)    [www.theflyshop.com](http://www.theflyshop.com)

## Chico Area Flyfisher's Fish-out Schedule 2023-24

Here are future outings that Chico Area Flyfishers provide to its membership. These club fishouts are designed to give fly fishers the best opportunity to catch fish and enjoy the outdoors. Our club has many accomplished anglers who are willing to share their skills with others and you are only limited by the willingness to become involved. From selecting promising locations and times, to helping those members new to the sport, we try to make these trips fun, exciting and successful. But, it's up to you to ask for help, if you desire to learn.

If you have one of those favorite spots that you don't mind sharing with others and would like to lead our fellow CAF members for a day of fishing and fellowship, contact any of the following fish masters: Elden Hinkle (ehinkle1221@yahoo.com; (530) 519-4680); Don Sleeper (dnsleeper@gmail.com; (530) 228-6197); Pat Sleeper (psleeper@sbcglobal.net; (530) 228-9197); Eric See (eric.see@water.ca.gov; (530) 899-1918); and Tom Rosenow (trosenow.chico@gmail.com; (530) 520-3053).

**\*NOTE: The fishout schedule may be subject to change depending on the fish bite, weather conditions, and or COVID issues.**

<b>Date</b>	<b>Location</b>	<b>Fishout Leader</b>
April 29th, 2023	Opener	Check CDFW Fishing Regulations before you go fishing.
May 23-25, 2023	Duck Valley Indian Reservation, Idaho	Elden Hinkle (530) 518-4680
June 24, 2023	CAF BBQ & Hex Hatch Lake Almanor	Pat Hallin (530) 518-5031
July 1, 2023	Free Fishing Day! No license needed	State of California
July 16th, 2023	Bass Fishing @ Pingatore Lake (Free)	Pat Sleeper (530) 228-9197
Sep 1-2, 2023	Free Fishing Day! No license needed	State of California
Sep 2 - 9, 2023	Dorado fishing, La Ventana, Mexico	Pat Sleeper 345-1197 (530) 228-9197
Sep 9 - 16, 2023	Dorado fishing, La Ventana, Mexico	Pat Sleeper 345-1197 (530) 228-9197
Sep 16 - 23, 2023	Dorado fishing, La Ventana, Mexico	Pat Sleeper 345-1197 (530) 228-9197
Sep 23 - 30, 2023	Dorado fishing, La Ventana, Mexico	www.patsflyfishing.com; (530) 228-9197
Jan 12 - 17, 2024	Trophy bass fishing Lake Picachos, Mexico	Pat Sleeper 530-345-1197

**\*Check the Chico Area Flyfishers website for the most up to date fishout information.**

### LOCAL GUIDES

Mark Antaramian	Mark Antaramian Guide Services	916.705.1207
PJ Bock	<a href="#">Bock Fly Fishing</a>	530.598.4087
Hogan Brown	<a href="#">hgbflyfishing.com</a>	530.514.2453
"Dirty Mike" Elliott	<a href="#">Discover Montana Outfitting</a>	406.890.8735
Tim Fox	<a href="#">Mr. Fox Outfitters</a>	530.949.0239
Lance Gray	<a href="#">Lance Gray &amp; Company</a> <a href="#">Lance Gray Online Store</a>	530.517.2204
Lincoln Gray	<a href="#">Lincoln Gray Fly Fishing Adventures</a> <a href="#">Sierra Stream Outdoors</a>	530.520.6895
Joe Garza	<a href="#">J.A.G. Flyfishing</a>	530.570.0978
Bryan Rocucci	<a href="#">Big Daddy's Guide Service</a>	530.370.1001
Wayne Syn	<a href="#">Orland Outfitters</a>	530.624.4156
Toby Uppinghouse	<a href="#">Edgewater Outfitters</a>	916.505.4773

### LOCAL FLY FISHING SHOPS

Fish First!  
766 Mangrove Ave  
Chico, CA 95926  
(343-8300)

Sierra Stream Outdoors  
847 W.5th Street  
Chico, CA 95926  
530-345-4261





# LOCAL GUIDES

**Crotty's Guide Service**  
 Making Maker II  
 Licensed/Bonded 707-362-1899  
[jcrotty420@yahoo.com](mailto:jcrotty420@yahoo.com)  
 Formerly Quail Lodge Lake Almanor



**Ron Leger**  
**Custom Fish Carvings**  
**530-343-5191**  
[rlegerfishcarvings@gmail.com](mailto:rlegerfishcarvings@gmail.com)



**David W. McKinney,**  
**M.D., M.P.H.**

Pre-Employment Physicals  
 Expanded Drug Screening  
 Workman's Compensation  
 FAA/DOT Physicals  
 Spirometry/Respiratory Testing

# BOARD MEMBERS

**President:**  
 Pat Sleeper..... 530-345-1197  
**Vice President**  
 John Cowan..... 530-966-0076  
**Secretary:**  
 Dave McKinney ..... 530-570-1342  
**Asst. Secretary:**  
 Larry Willis..... 530-520-8556

**Treasurer:**  
 John Cowan..... 530-966-0076

**Board Members:**  
 Eric See ..... 530-899-1918  
 Scott Joyce ..... 530-899-8500  
 Dana Miller ..... 530-570-1184  
 Mike Pickering..... 530-521-0710

**Past President:**  
 David McKinney ..... 530-570-1342

**Committee Chairpersons:**  
 Fish Master Tom Rosenow ... 530-520-3053  
 Fish Master Elden Hinkle ... 530-518-4680  
 Conservation Pat Hallin ..... 530-518-5031  
 Lionel Valley ..... 530-321-2481  
 Web Master:..... John Cowan

**Project Healing Waters**  
 Pete Wiik ..... 530-520-9495  
 Stan Thomas ..... 530-518-3715

**Donations**  
 Pat Hallin  
 Lionel Valley ..... 530-321-2481

**Fish Masters: Elden Hinkle, Don Sleeper,  
 Pat Sleeper, Eric See, Tom Rosenow**

**Better Homes and Gardens. REAL ESTATE** | **WELCOME HOME**  
**Dana & Frankie Miller**  
**Chico Miller Real Estate**  
 DRE# 01804191 D  
 DRE# 01767902 F  
 530.717.3884 Frankie  
 530.570.1184 Dana  
 530.961.3400 MainOffice  
 BHGWelcomeHome.com  
 ChicoMillerHomeTeam@gmail.com  
 1600 Mangrove Ave, #100, Chico CA 95926  
 An Independently Owned and Operated Franchise

**Newsletter Editor**  
 Scott Sleeper..... 530-519-1165

**Proofreader**  
 Ray Narbaitz..... 530-894-5220  
[tytline@sbcglobal.net](mailto:tytline@sbcglobal.net)

**CAF WEBPAGE**  
<http://chicoareaflyfishers.org>

Change of address?  
 Not receiving newsletter?  
 Contact: John Cowan..... 530-966-0076



# Chico Area Flyfishers Membership/Renewal Form

Dear Fly Fisher,

Welcome new members and renewing members alike! Your membership dues enable Chico Area Flyfishers to continue to provide quality programs, outings, seminars, and to participate in conservation efforts.

Dues for the Family Membership are \$35 per year. Membership extends through the calendar year (January 1 through December 31). Please complete this application and return it along with your membership dues today to the following address:

**CAF**  
**2796 Beachcomber Cove**  
**Chico, CA 95973**

Your support is appreciated!

**NAME:** \_\_\_\_\_

Please include the names of family members that may participate in club functions:

Family Member: \_\_\_\_\_

Family Member: \_\_\_\_\_

**ADDRESS:** \_\_\_\_\_

\_\_\_\_\_

\_\_\_\_\_


**PHONE:** \_\_\_\_\_

**EMAIL:** \_\_\_\_\_


If you have any questions, please contact John Cowan (jcowan58@yahoo.com; (530) 966-0065).

Make checks out to "CAF". Memberships can also be completed online using PayPal: [chicoareaflyfishers.org](http://chicoareaflyfishers.org)

## A Shout Out To Some Of Our Supporters Who Have Helped Us Over The Years!



Sierra Stream & Mountain



Fishing Report

