



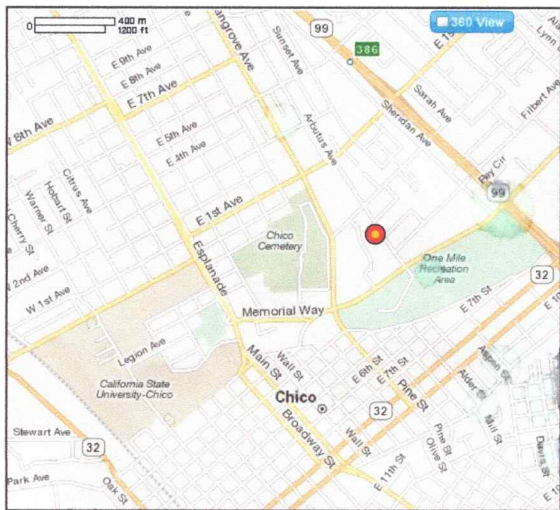
CHICO AREA FLYFISHERS

Short Casts

February 2010

NEW LOCATION:

GENERAL MEETING: Thursday Feb 11th at the CARD center at 545 Vallombrosa Ave, Chico. Fly tying will start at 6:30 P.M. And the General meeting at 7:30 P.M.



Secretary's Secrets By Pat Sleeper

CAF minutes for Jan 5th, 2010
Present: Joe Garza, Scott Hood, Darren Deel, Don & Pat Sleeper, Eric See, Dave McKenney, Larry Willis, Dana Miller, Lincoln Gray and Scott Joyce.

Secretary's Minutes: by Pat Sleeper - Dana, Lincoln M/S/P
Treasurer's Report: By Don Sleeper

Fishouts: Don Sleeper - Reported on Baum Lake for Jan fishout - Due to storms going up Friday.

V.P. Report : By Joe Garza - Ryan Johnson will be the speaker for Feb 11th, 2010.

Discussion: Cards instead of tri-fold to advertise CAF...Joe handling this.

January is sharing month: Mark Adams - Peacock Bass in Brazil; Dave McKenney Alaska fishing for; Terry Mich - Canada and Montana; and, Sleepers - Argentina, Canada, Montana, Wyoming and El Salto, Mexico.

GREAT PICTURES GENTLEMEN- THANK YOU!



The Presidents Line By Lincoln Gray

There is a lot going on with the club at the present time. We are in the process of planning and organizing our annual dinner and things are moving right along. I am not sure if you heard, but this year's dinner will be a "Crab" Feed, it should be a lot of fun.

We need volunteers to help with not only the dinner, but if possible donate an item for the raffle, silent auction or live auction. CAF would greatly appreciate any and all help we get.


The club also has a new location for our general meetings. The CARD Center on Vallombrosa Ave. We had our first meeting there this last month at this location and it was great. They (the CARD Center) really know how to treat people.

I would like to boost our attendance at the general meeting, doing this would not only make it fun, but it would allow the club to purchase bigger and better raffle items. Such as rods, reels and so on. So grab your fishing buddy and come join us for a night of fun, learning and fly tying. One more thing on this subject, if any of you have any suggestions or comments that will help boost our monthly attendance, I am all ears. Please email me at lincoln@stillwaterflyfishingadventures.com with them.

Thanks - and may your reels keep spinning!!!
Lincoln Gray

Vice-President By Joe Garza

Here we are gearing up for the annual dinner, preparations are in full swing. If you haven't got your reservation yet, I would suggest getting them in soon, we are anticipating the dinner to be a sell out. This month (Feb) we have Ryan Johnston coming to speak at our General meeting. I had the opportunity to fish with him last spring. He shared his vision, "Cast Hope" with me, while we were on the water. While his main presentation will be on the Snake River, another place where Ryan guides, he plans on sharing information about Cast Hope as well. I'm looking forward to both, I believe our club should try to get behind Cast Hope. This is a worthwhile project, and well worth the investment. I would like to encourage everyone, that can, to come out to our next meeting on February 11th.



Also we are desperately seeking donations for the youth raffle.

Thanks,
Joe Garza

Lightening Bugs By Joe Garza

I would like to encourage parents to bring the youth out to our annual dinner on Friday, March 5, 2010. Each child that purchases a \$20.00 raffle ticket is guaranteed to win a prize. While the youth dinner and activities will be separate this year, I think it will be more beneficial to the youth to have different entertainment available. This will also help to shorten the length of the entire dinner. I will need to know if you plan to attend with a youth, so that we can have the proper amount of prizes available for the youth raffle. Please contact me by February 19th, so that I have the proper amount of prizes available for each youth.



We are desperately seeking donations for the youth raffle. Currently we only have a handful of prizes available for the youth raffle. We typically see about 35 - 40 youth at the annual dinner. Flies, gear bags, chest packs, hats, trips, tying kits, lights, rods, reels, etc. can all be donated. Any and all donations will be greatly appreciated. If you have something you would like to donate or have any questions please feel free to contact me at any time, via email or phone.

IT'S A CRAB FEED THIS YEAR!

Our yearly dinner is a crab feed...Come and feast!

Attached to the News letter are details as
to the price, location and date.

It's our yearly fund raiser! Come out and enjoy!
Gentlemen, there will be prizes for the ladies as well!!!


On the Road Again

Baum Lake Fishout Report
By Don Sleeper

The sun was out, a little windy during the day and the fish were biting, it couldn't have been better.

We couldn't have picked a better weekend for the fishout at Baum Lake as it was between storms. When we started fishing Friday, January 15th at 10:00 AM it had warmed up to 40 degrees, just right. Terry Mich, John Logan and I fished from pontoons and kayaks.

And it wasn't raining. I targeted all brown trout in the upper part of Baum, fishing green #14 wiggle tails with a small size 18 green midge tied off on the bend of the wiggle tail. I used an intermediate fly line on a four weight rod. I caught and released 13 brown trout from 12 to 16 inches and only one rainbow. The rest of the folks used very small midges on the browns. Only a few rainbows were caught all beautiful Eagle Lake stock.



Chico Area Flyfisher's Fishout Schedule 2010

This is where you can locate future outings that Chico Area Flyfisher's provide to its Membership. These Club Fishouts are designed to give fly fishers the best opportunity to catch fish and enjoy the outdoors. Our Club has many accomplished anglers who are willing to share their skills with others and you are only limited by willingness to become involved. From selecting promising locations and time, to helping those members new to the sport, we try to make these trips fun, exciting and successful.

We are also looking for additional fishout leaders. If you have one of those favorite spots that you don't mind sharing with others and would like to lead your fellow CAF members for a day of fishing fun, and fellowship please contact Lincoln Gray or Don Sleeper.

This schedule may change depending on the fish bite and weather conditions.

<u>Date</u>	<u>Location</u>	<u>Fishout Leader</u>
Feb	Open	
March 28,	Big Chico Creek	Eric See
April 13 thru 18 Date may change	Pyramid Lake	Don Sleeper
April 24,	Trout Opener	Eric See
May 22, 23	Crater Lake	Don Sleeper
June 26,	Lake Almanor Hex Hatch	Lincoln Gray
July	Open	
August	Open	
Sept	Davis Lake	Open
Oct 30, 31	Eagle Lake	Don Sleeper
Nov	Open	

Other ideas: Floating Indicator Clinic, Float Tube Clinic, Fly Casting Clinic, Yuba River, Fort Bragg area Surf Fly fishing---

February Fly of the Month

By: Ray Narbaitz
Lime Trude



On many of our freestone and tail water fisheries we often fish with attractor patterns when dry fly fishing. With the fast moving water, and, usually, fairly short drifts, exact match the hatch is much less important than on spring creek waters like Hat Creek as an example. A fly that sort of looks like it could be a Caddis and/or a Stone Fly, and/or a...bug that might be good to eat, can bring up fish. The presentation becomes much more important than the imitation. We also call attractors, "Searching Patterns," Because they are often fished when there is no real hatch going on. Despite the lack of a hatch, these patterns will often search out the fish, and bring them to the top. One of the all time most popular attractor patterns is the Royal Trude. As most of you know, it's a Royal Coachman tied with a Trude style wing. I'll have a little more to say on that style fly in the, "Notes," section after we learn how to tie this version. The Trude style wing has been around since the 1920's, and it works very well.

Hook...TMC100 or Daiichi 1100, 10 to 16

Thread... 8/0 Chartreuse

Tail...Golden Pheasant Tippet

Body...Chartreuse Hairtron, or Rabbit with Antron, or Superfine, or Floss, or...

Wing...White Calf Tail, or Poly Pro, or Zlon

Hackle...Brown and Grizzly

1. Debarb the hook and place it in the vise.
2. Start the thread toward the back of the hook.
3. Pull off 6 to 12 fibers from the Golden Pheasant and tie them in. Make the tail about the same length as the hook shank. Keep the black tips of the feather as even as possible.

4. Wrap the butt ends of the fibers all the way up to a little more than half of the hook shank, and trim them off.

5. Wrap the thread back to the tail, and dub in the body. Try to taper the body so that it's a little thicker as you move up the hook.

6. If using Calf Tail, cut it off and clean the fluff from the base. Stack the hair. You may have to pound the hair stacker a little more than usual, but try to get the tips as even as possible.

7. Tie in the wing, extending it to the half way point of the tail. Trim the butt ends, cutting them off so they taper down towards the eye of the hook. Tie them down, covering them with a smooth layer of thread.

8. Tie in a Brown and Grizzly Hackle together, and wrap them together down to the eye of the hook, leaving a small bit of space for the head. Your hackle should be about 40% of the front of the fly, which is more hackle than normal. It's not a bad idea to put a little head cement on the hook before wrapping down the hackle.

9. Tie off the hackle, trim the excess, and make a neat, whip finished head.

Notes: While this is the traditional form of the Lime Trude, a lot of people tie a fly just like the Royal Trude, only use Chartreuse Floss for the middle of the body instead of Red, and call it a Lime Trude...If you use Calf Tail for the wing, be careful when you wrap the hackle, as it tends to slip down the rather abrupt taper of the trimmed hair. Sometimes it helps if you leave your thread hanging down at the tie in point of the hackle, and wrap the hackle behind the thread with each turn. The tension of the thread sometimes keeps the hackle from slipping...If you use Poly Pro or Zlon, it is not nearly as much of a problem, as they compress a lot more. While I like the looks of Trude style flies with Calf Tail wings, the synthetics are a lot easier to use, and the fish don't really seem to care...This is the type of fly I like to treat with Water Shed before I take it out on the water...Instead of the TMC100, I have been using the TMC100, SP, BL a lot lately. It is more expensive, but it is incredibly sharp, with a triangle cut point. I like the hook a lot.

"Walton Powell Commemorative" Fly Rod

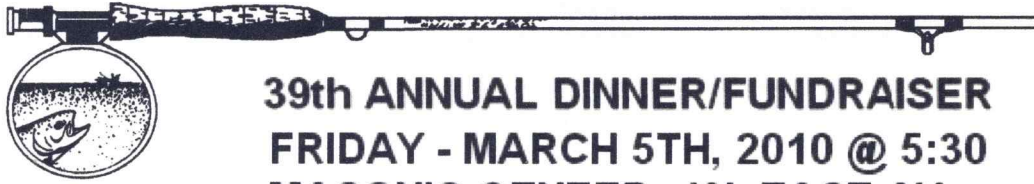
"Original Powell bamboo blank rod; built by: Jim Clarkson, Raptor Rod Works"

Come and bid on this rod in our Live Auction at the CAF Crab feed dinner on March 5, 2010 at the Masonic Lodge. This is a once in a lifetime rod.

SPECS: - 8',4" 4-5wt. - 2 Piece Rod - 2 Tip Sections - AAA Cork Grip - Aluminum Rod Case - Cloth Liner Bag
- Nickel Silver with Madrone Wood Uplocking Reel Seat - Nickel Silver Winding Check and Ferrules
- Wrapped in Chestnut, with Scarlet tipping and varnish finished. - Limited Edition, Serial #D and inscribed
"Walton Powell Commemorative" - Lifetime Warranty - Certificate Of Authenticity

Retail Value: \$1250.00

CHICO AREA FLYFISHERS



**39th ANNUAL DINNER/FUNDRAISER
FRIDAY - MARCH 5TH, 2010 @ 5:30
MASONIC CENTER - W. EAST AV**

" CRAB FEED DINNER"

Raffle prizes - rods, reels, guided trips, fly tying items out door prints and other prizes and equipment



**Reserve your table - seats 8 people
(fee includes 8 dinners & two memberships)**

One Dinner & Family Membership.....\$70.00

"Each" additional crab dinner.....\$35.00

***Youth dinner (not crab).....\$15.00**

*** Youth Room with Games & Raffle prizes
rods, reels, fly tying items and other prizes.**

DINNER RESERVATION FORM

NAME: _____

ADDRESS: _____

CITY: _____

STATE/ZIP: _____

PHONE: _____

E-MAIL: _____

ADDITIONAL NAMES:

	<u>NUMBER</u>	<u>COST</u>	<u>TOTAL</u>
Family Membership & One Dinner		\$70.00	\$ _____
Each Additional Dinner	_____	\$35.00	\$ _____
Youth - Dinner (not crab)	_____	\$15.00	\$ _____
Youth raffle tickets	_____	\$20.00	\$ _____
Raffle ticket packets	_____ \$500.	\$200.	\$ _____
Raffle ticket packets	_____ \$100.	\$50.	\$ _____
Table reservations for 8 people		\$475.	\$ _____
TOTAL.....			\$ _____

Visa # _____

M/C# _____

Signature: _____

Exp. Date & back # _____

RESERVE YOUR TICKETS BEFORE Jan 15th
TO BE ENTERED INTO THE EARLY BIRD RAFFLE.....
Reserve table for 8, by Feb 15th.....

MAIL RESERVATION FORMS AND PAYMENT TO:
CAF - 1010 Lori Dr, CA 95973
Questions: 530-345-1197

LOCAL GUIDES

Chico Fly Shop
Chico, CA
(530) 345-9983


Fish First
Chico, CA
(530) 343-8300

Big Bluff Ranch
Red Bluff, CA
(530) 529-2291

Sierra Stream & Mountain
Chico, CA
(530) 345-4261



RAPTOR ROD WORKS
Production* Custom* Repair
(530) 894-2062



Ron Leger
Custom Fish Carvings
530-343-5191
rlegerfishcarvings@gmail.com



BOARD MEMBERS

President:
Lincoln Gray..... 345-4261

Vice-President:
Joe Garza 897-0928

Secretary:
Pat Sleeper 345-1197

Treasurer:
Don Sleeper..... 345-1197

Board Members:
Eric See 899-1918
Larry Willis 895-0156
Scott Joyce 899-8500
Scott Hood

Past President:
Roger Bevers 343-6442

Committee Chairpersons:
Fish Master..... Don Sleeper 345-1197

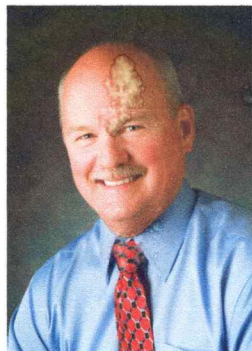
Youth Group..... Joe Garza 570-0978

Conservation David McKinney

Outreach..... Darrin Deel

Librarian..... 343-7147

Fly Tying..... Terry Mich



Dana W. Miller,
Past CAF president 2004 & 2005
RESIDENTAL, COMMERCIAL
AND AG LANDS
REALTOR ASSOCIATE
JEFFRIES LYDON
Dir: 530-571-7738
Cell: 530-570-1184
1101 El Monte Ave. Chico, CA 95973



Newsletter Editor
Scott Sleeper 899-9856

Proofreader
Ray Narbaitz 894-5220
tytline@sbcglobal.net

CAF WEBPAGE
<http://chicoareaflyfishers.org>

Webmaster:
Lincoln Gray..... 345-4261
Joe Garza 897-0928

FISHING REPORTS
www.fishfirst.com

Change of address?
Not receiving newsletter?
Contact
Don Sleeper..... 345-1197