



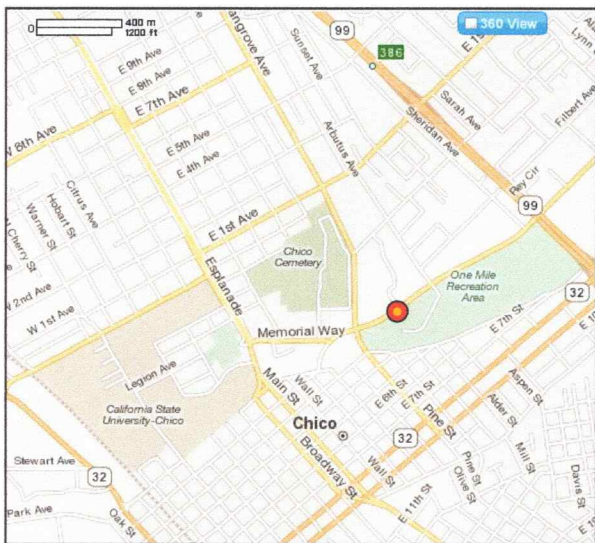
CHICO AREA FLYFISHERS

Short Casts

January 2010

NEW LOCATION:

GENERAL MEETING: Thursday Jan 14th at the CARD center at 545 Vallombrosa Ave, Chico. Fly tying will start at 6:30 P.M. And the General meeting at 7:30 P.M.



Secretary's Secrets By Pat Sleeper

There wasn't any board meeting for Dec 2009...But, we had a fun anchovy feed at Round Table. They did a wonderful job! We had plenty of pizza and a lot of members come

out for the feed. It's always a fun time to enjoy the opportunity for a "good old" social get together! It was GREAT seeing everyone! I hope we can see you and even more of you at the meetings, starting this month, at the CARD center at, 545 Vallombrosa Ave, Chico. Joe is scheduling members for January's "share your trips and pictures" night on the 14th...contact him to be scheduled. And of course there will be coffee and cookies. We hope to see you there. We want to see your trips!

Thanks, HAPPY NEW YEAR!
Pat Sleeper



The Presidents Line By Lincoln Gray

Well, we are now in 2010. There are a lot of items to think about and plan for, like upcoming fishing trips, and, our annual dinner coming up on March 5th; also, most important is the change to our Chico Area Flyfisher's "new" general meeting location. It will now be at, 545 Vallombrosa Ave, which is CARD's District Office. Our next meeting will be January 14th beginning at 6:30 p.m. for fly tying and 7:30 for the meeting.

There is always great fishing going on all around Northern California during the winter months. The Trinity River, Lower Sacramento and Feather River are fishing OK for steelhead and trout. There are also fly fishing shows. Also do not forget about still water fisheries especially Baum Lake. Baum Lake is one of the best winter Stillwater fisheries in Northern California. The club is having a Baum lake fishout on January 16th and 17th; this is a must for all anglers and is truly a lot of fun!


Our annual dinner is coming up soon. This year we'll be having a crab feed. A big change this year will be the way we handle our raffle items as well. We will draw tickets during dinner and then post them all at once; therefore, it won't be the usual late evening.

Our January 14th, Meeting will be about sharing. Come share your pictures and stories with the membership... Call Joe Garza and tell him so he can schedule your pictures. We all enjoy seeing and hearing about your trips, the fishing locations that you visited, how the fishing turned out; and, the pictures of the area as well as the fish you hooked.

By Pat and Don

Vice-President By Joe Garza

Well, here we are at the start of another year. No wait, the start of another decade. I can't believe that it's been ten years since I first began my fly fishing adventures. As I reflect back, I can't help but think about what I have gained through fly fishing. Patience, peace, understanding, friendship, stronger family bonds, etc. I remember the first time I picked up a fly rod. It was at Elem campground with a group of friends. I remember learning how to roll cast, such an ugly cast. But I was able to get fish to rise. While I could not get the timing down to hook one, it made me curious. Why would a fish eat a bunch of feathers and thread on a hook? From then on I dove in head first. Learning as much as I could, forging friendships and strengthening family ties along the way. I'm thankful for the friends I have met . I'm thankful for many



moments on the water with my children. I'm also thankful for the many opportunities that have come thru fly fishing, It has been a pleasure to serve as youth coordinator for the last several years, and also the Vice President this last year.

With the new year and a new decade upon us, there is a sense of change in the air. Our club is facing some changes. Budget issues, membership, youth involvement, Changes to our annual dinner. I would like to take this opportunity to make a plea to everyone to renew their membership this year. Our membership dues help sustain club programs such as fishouts, meetings, speakers and conservation projects throughout the year. If you know someone that has let their membership go, encourage them to get back in. Next I would like to encourage every single member to come to our annual dinner in March. This is the one major fundraiser, our club has to generate funds, for additional programs our club is affiliated with. Please plan to attend the dinner and bring a friend.

And last but not least, get more involved. Our club is what you make it. A club with active members is a growing thriving club. Come out to more meetings, and fishouts. Take up a chair position. Get involved in a conservation project, or help on a youth fishout. I believe our club has a lot to offer, but you can't take advantage of it if you don't get involved. If you're not sure what you want to do, give me a call or shoot me an email. I'll let you know what's available and what's coming up. Let's work together to make this the best year CAF has ever had. Happy New Year.

Lightening Bugs By Joe Garza

I hope everyone had a Merry Christmas. As I write this I'm just getting over the flu, so my time on the water has been non existent. Our youth program is some what up in the air right now. I haven't heard from any parents for almost 4 months. It's hard for me to justify youth expenses to the board when I haven't been getting a response. Our intro to fly fishing (including fly tying) only had 5 youth show up, 4 of which aren't even members. I will try to do another intro to fly fishing this month on the 28th. If your are interested in having your child attend please contact me for more information. I will also try to schedule 2 fishouts at the private ski lake, one on Deer creek and one on Crater Lake. We will do an on the water clinic at Crater Lake probably in June.

I would like to encourage parents to bring the youth out to our annual dinner in March. Each child that purchases a \$20.00 raffle ticket is guaranteed to win a prize. While the youth dinner and activities will be separate this year, I think it will be more beneficial to the youth to have different entertainment available. This will also help to shorten the length of the dinner.

We are seeking donations for the youth raffle. We typically see about 35 - 40 youth at the annual dinner. Flies, gear bags, chest packs, hats, trips, tying kits, lights, rods, reels, etc. can all be donated. Any and all donations will be greatly appreciated. If you have something you would like to donate or have any questions please feel free to contact me at any time, via email or phone. Happy New Year!



Baum Lake Fishout January 16 and 17, 2010

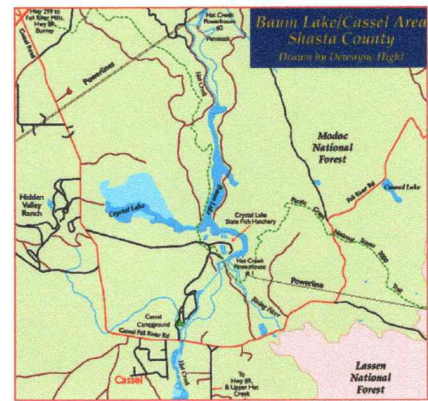
CHANGED DATE ON FISHOUT

We will meet in the parking lot (boat ramp) next to the Crystal Lake Fish Hatchery between 10 and 11 a.m. on January 9th. Baum Lake is north of Burney off of Hwy 299; turn on Cassel road. See map below.

Winter can be very good on Baum Lake. It is nice to have a small boat or pontoon boat with an anchor or two. I always use a float tube or pontoon boat. Look for #18/20 Baetis to be coming off especially on overcast days now. Midges will be active. I use a floating line with an indicator fishing midges. Also you might try a small attractor fly on a clear slow sinking line like a #10/12 leech, wooly bugger or shaggy nymph in black, brown or olive. There are some real hogs in there.

Winter fishing in California can be an exercise of extreme, dress warm. Weather conditions and water levels can change overnight on Baum. Call me depending on the weather. Don Sleeper 530-345-1197 Cell phone 530-228-6197.

Accommodations: Pat and I will be staying at the Green Gables Motel in Burney. They have given us a special rate of 55\$ per room with the 15 discount. We need five rooms to make the discount work. The check in for the motel is called the Burney Motel reservations service next to the Green Gables Motel. Be sure to mention you are with the Chico Fly Fishers. Green Gables Motel - 0.5 miles S - 37385 Main St - (530) 335-2264



Chico Area Flyfisher's Fishout Schedule 2010

This is where you can locate future outings that Chico Area Flyfisher's provide to its Membership. These Club Fishouts are designed to give fly fishers the best opportunity to catch fish and enjoy the outdoors. Our Club has many accomplished anglers who are willing to share their skills with others and you are only limited by willingness to become involved. From selecting promising locations and time, to helping those members new to the sport, we try to make these trips fun, exciting and successful.

We are also looking for additional fishout leaders. If you have one of those favorite spots that you don't mind sharing with others and would like to lead your fellow CAF members for a day of fishing fun, and fellowship please contact Lincoln Gray or Don Sleeper.

This schedule may change depending on the fish bite and weather conditions.

<u>Date</u>	<u>Location</u>	<u>Fishout Leader</u>
Jan 16,17	Baum Lake	Don Sleeper
Feb	Open	
March 28,	Big Chico Creek	Eric See
April 13 thru 18 Date may change	Pyramid Lake	Don Sleeper
April 24,	Trout Opener	Eric See
May 22, 23	Crater Lake	Don Sleeper
June 26,	Lake Almanor Hex Hatch	Lincoln Gray
July	Open	
August	Open	
Sept	Davis Lake	Open
Oct 30, 31	Eagle Lake	Don Sleeper
Nov	Open	

Other ideas: Floating Indicator Clinic, Float Tube Clinic, Fly Casting Clinic, Yuba River, Fort Bragg area Surf Fly fishing---

Fly of the Month

By: Ray Narbaitz
Cased Caddis

During this time of year, there isn't a lot of trout fishing done, as most streams are closed, and water can be high (if we ever get a real rain storm again). However, there is still fishing that can be done. Many of the streams in Butte County remain open year round, and places like the Upper Sac and the Pit River below Lake Britton are open. For the most part, we tend to fish smaller, attractor type nymphs this time of year, and hope for the occasional BWO or Midge hatch. There is, however, a bug that is around for most of the year, and that's the Cased Caddis. While there won't be a lot of them in the water, the higher flows of winter will always dislodge a few, and the fish will be happy to see them since food is less plentiful this time of year.

Before we get into the tying instructions, let me share a personal bias with you. The pattern, as I originally saw it, gave several hook options, among them the Tiemco 200R. The 200R is an extremely popular hook that is used in a lot of patterns where a slight hump in the shank is desired. I have disliked this hook for a really long time. There is something in the bend of the shank and the small turn in the gap that seems, to me, to give this hook very poor holding power. I think it works on the larger sizes, like 6 and up, where the gap is big enough, but not in the smaller sizes. For that reason, I will not list it in the recipe, but recommend a substitute instead. However, if you do not share my opinion (hard as it is to believe, there are those who don't), feel free to use it.

Hook...TMC2302 or 5262, 12 to 18

Thread...8/0, Black

Bead...Black 2mm Tungsten

Weight...Lead wire, .015 diameter

Case...Turkey Tail Fibers

Ribbing...Fine Copper Wire

Body...Green Dubbing, Rabbit, Beaver, or any dubbing of your choice

Legs...Black Hen Hackle Fibers

1. Debarb hook and slide on Bead
2. Wind 10 to 15 wraps of lead around shank, and push it



up into the Bead. You want the wraps to stop short of the bend of the hook. Leave a little bare shank.

3. Start your thread, and build up a smooth taper from the bend up to the end of the wire. Also wind the thread up the wire to hold it in place
4. Cut off about a dozen fibers from a Turkey Tail. Trim the tips flush, and tie them in tip first at the end of the wire. Tie them back to the bend of the hook.
5. Tie in your piece of Copper Wire for the ribbing
6. Bring your thread up about three fourths of the way up the shank, and cover the lead with head cement. I prefer something like Dave's Flexament for this. This will help make the fly much more durable
7. Wrap the Turkey Fibers up the hook shank to your thread, keeping the body fairly smooth
8. Tie off the Turkey, and trim the excess
9. Counter wrap the Copper Wire up to the thread, and trim it
10. Dub the body up to the bead. The body should be just slightly smaller in diameter than the Turkey Case
11. Strip a clump of the Hen Hackle off the stem, and tie it in right at the Bead. The tips should be just slightly longer than the Green Body. Tie them in so that they are along the side of the body, not all the way around the hook
12. Strip another clump, and tie them in on the other side of the body
13. Whip finish the fly so that the thread pulls down behind the bead.

Notes: As you have noticed, this fly is heavily weighted. You want to fish it right on the bottom. If your whip finish wraps are behind the bead, you probably don't need any head cement. However, if you want to use some, but keep it out of the dubbing, there is a little trick you can use. Put a small drop of the cement on the top of the bead. Drag your thread through it as you make each turn of the whip finish. As a slight variation, you can use red wire instead of the copper. I don't know if the fish care, but it makes a pretty cool looking fly.

Subject: 28 inch cuthroat

This 28 inch Lahontan Cutthroat was caught at Pyramid Lake fishing off the shore on 12-19-2009 by Redge Hawkley. It was caught on a black no hackle wooly-burger with a short tail. Thank you Redge Hawkley!...Great job and beautiful fish!



On the Road Again

By Pat and Don Sleeper

Our latest exciting adventure took us to Lake El Salto, Mexico fly fishing for trophy largemouth bass in November. It's located northeast, about 1 _ hours ride up into the hills, from Mazatlan at the base of the Sierra Madre Mountains and our host - the Anglers Inn. <http://anglingonthefly.com/AnglersInn-ElSalto.html>

Those on this adventure were Dick and Donna Murril, Jim and Diane Gaummer, Don and Pat Sleeper as well as Ray Narbaitz who put the trip together for us with Rachel. <http://flywaternews.wordpress.com/> ...GREAT JOB!

This was an adventure from the minute we got there to the minute we left: It was a wonderfully sunny, warm day and, with the light breeze blowing, it made the weather "just right!" Oh; but, we didn't have any luggage! No rods! No reels! No flies! And, no clothes! And, no medication (as we get older we need our medications). Thanks to Dick & Donna Murril, Jim & Diane Gaummer and, Ray Narbaitz for sharing their flies and Donna her clothes, we survived...thank you!

Now our destination wasn't Mazatlan, it was Lake El Salto. When we came out of the Baggage pickup area with "no luggage", there was our driver from Anglers Inn. He was WONDERFUL! Right off he said, "no luggage? No problem". And Alaska Airlines gave us a voucher for purchasing necessary items, so we went shopping! We were "so glad" we had a driver who knew the town and could chauffeur us around; since once we left Mazatlan, there weren't any towns, it was mostly green ranch land until we got to the gated resort.

Day one we got up at 4:30 A.M. with a knock at our door and two cups of coffee in their hands; breakfast was at 5:00 A.M. and on the boat before 5:30 A.M. By this time we're on the boat and our eyes were starting to adjust to the dark and our minds were waking up as the brisk air blew




Dick Murrill with a nice large mouth bass while in El Salto, Mexico Nov 2009.



Dianne Gaumer with a 9 1/2 lb Large mouth black bass in El Salto.



Jim Gaumer with a great large mouth bass from El Salto



Don Sleeper with a Large mouth black bass in El Salto.



Pat Sleeper with a large mouth black bass in El Salto.



Ray Narbaitz with a 9 lb large mouth black bass in El Salto.



Donna Murrill with a large mouth bass in El Salto.

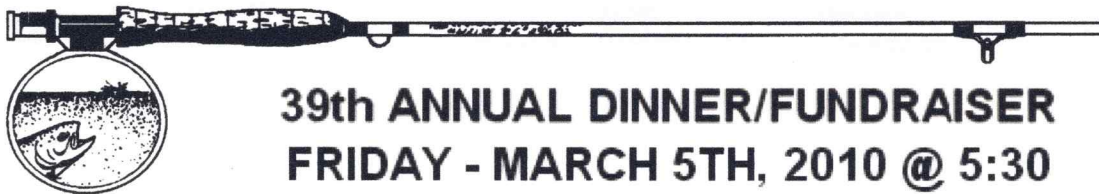
across our faces; and if that didn't wake us up, the lake water misting across our face finished that task.

Now that you're acclimated, you started noticing the incredible sounds of the bird life; they were so beautiful! Flocks constantly flew by only a few feet off the surface of the lake; it could be green parrots, blue-herring, different types of ducks and other feathered friends; and, then - the fish jumping. You wanted to say, "STOP" to the guide. You could hear the fish splashing; but, where were they? As your eyes were focusing, using the moon light glowing off the water's surface, you could see the fish jumping and thrashing almost onto shore as they chased the talapia fry into the shallows.

FINALLY, he stopped! I wanted to walk on water by the time he got us into position so we could cast. First cast, fish on! Darn, I tried to set the popper too fast! Excited? Everywhere you looked up and down the shoreline the largemouth bass were thrashing around! I wanted to drive the boat! I wanted to say, "Get us in there closer!" Here I am with a 7 wt rod; 20 lb tippet; and, we have to throw these poppers 50 - 60 ft... arm killer! But, we caught the fish! They know what their doing! We "all" caught some nice fish everyday; but, there were the bigger ones. Diane's 9 1/2 lb whopper that beat us all! Ray's 9 lb fish that was very nice as well. Donna caught some nice ones as well as Dick and Jim and Don, and mine weren't bad either. I "never" caught anything under a few pounds.

This was one of those trips we can't wait to go back and enjoy the wonderful fishing, impeccable hospitality and staff, great lodging and incredible food. From the minute we got there to the moment we left the staff worked to show us one of the best times we've "ever" had on a fishing adventure! Attached you will find fish that each of us caught:

CHICO AREA FLYFISHERS



**39th ANNUAL DINNER/FUNDRAISER
FRIDAY - MARCH 5TH, 2010 @ 5:30
MASONIC CENTER - W. EAST AV**

" CRAB FEED DINNER"

Raffle prizes - rods, reels, guided trips, fly tying items out door prints and other prizes and equipment



**Reserve your table - seats 8 people
(fee includes 8 dinners & two memberships)**

One Dinner & Family Membership.....\$70.00

"Each" additional crab dinner.....\$35.00

***Youth dinner (not crab).....\$15.00**

*** Youth Room with Games & Raffle prizes
rods, reels, fly tying items and other prizes.**

DINNER RESERVATION FORM

NAME: _____

ADDRESS: _____

CITY: _____

STATE/ZIP: _____

PHONE: _____

E-MAIL: _____

ADDITIONAL NAMES:

Family Membership & One Dinner

Each Additional Dinner

Youth - Dinner (not crab)

Youth raffle tickets

Raffle ticket packets

Raffle ticket packets

Table reservations for 8 people

TOTAL.....

Visa # _____

M/C# _____

Signature: _____

Exp. Date & back # _____

NUMBER COST TOTAL

_____ \$70.00 \$ _____

_____ \$35.00 \$ _____

_____ \$15.00 \$ _____

_____ \$20.00 \$ _____

_____ \$500. \$200. \$ _____

_____ \$100. \$50. \$ _____

_____ \$475. \$ _____

_____ \$ _____

RESERVE YOUR TICKETS BEFORE Jan 15th
TO BE ENTERED INTO THE EARLY BIRD RAFFLE.....
Reserve table for 8, by Feb 15th.....

MAIL RESERVATION FORMS AND PAYMENT TO:
CAF - 1010 Lori Dr, CA 95973
Questions: 530-345-1197

LOCAL GUIDES

Chico Fly Shop
Chico, CA
(530) 345-9983


Fish First
Chico, CA
(530) 343-8300

Big Bluff Ranch
Red Bluff, CA
(530) 529-2291


Sierra Stream & Mountain
Chico, CA
(530) 345-4261



RAPTOR ROD WORKS
Production* Custom* Repair
(530) 894-2062



Ron Leger
Custom Fish Carvings
530-343-5191
rlegerfishcarvings@gmail.com



Dana W. Miller,
Past CAF president 2004 & 2005
RESIDENTIAL, COMMERCIAL
AND AG LANDS
REALTOR ASSOCIATE
JEFFRIES LYDON
Di: 530-571-7738
Cell: 530-570-1184
1101 El Monte Ave. Chico, CA 95973



BOARD MEMBERS

President:
Lincoln Gray..... 345-4261

Vice-President:
Joe Garza 897-0928

Secretary:
Pat Sleeper..... 345-1197

Treasurer:
Don Sleeper..... 345-1197

Board Members:
Eric See 899-1918
Don Sleeper..... 345-1197
Larry Willis 895-0156
Scott Joyce 899-8500

Past President:
Roger Bevers 343-6442

Committee Chairpersons:
Fish Master..... Don Sleeper 345-1197

Youth Group..... Joe Garza 570-0978

Conservation David McKinney

Outreach..... Darrin Deel

Librarian..... 343-7147

Fly Tying..... Terry Mich

Newsletter Editor
Scott Sleeper 899-9856

Proofreader
Ray Narbaitz 894-5220
tytline@sbcglobal.net

CAF WEBPAGE
<http://chicoarealflyfishers.org>

Webmaster:
Lincoln Gray..... 345-4261
Joe Garza 897-0928

FISHING REPORTS
www.fishfirst.com

Change of address?
Not receiving newsletter?

Contact
Don Sleeper..... 345-1197