

# CHICO AREA FLYFISHERS

## Short Casts June 2010

**CAF General Meeting Thursday, June 10th, 2010 at 6:30 - fly tying and 7:30 Meeting at the CARD center 545 Vallombrosa Avenue, Chico.**



### The Presidents Line By Lincoln Gray

Check your calendars, and mark then for all the upcoming fishouts. Crater Lake, Almanor Hex and many other fishouts are happening this month.

Hook On Fishing was a great success again this year, and I would like to say thank you for all of you that participated in Hook On Fishing. Also, thank you to those people who helped with the Fly Girls and Downstream Days over the weekend.

Fishing is getting better week-by-week. We will have a great fall fishing season due to all the snow we received this year. So get out there and take full advantage of the great weather and fishing opportunities.

Lincoln Gray

### Flygirls - Casting for recovery event - Thank you!!!

Thank you very much for taking time out of your busy schedule to help with the FLYGIRLS' event Sunday, June 6th @ Clear Creek hunting & fishing club, Brad Henman's! It was a true success thanks to your help! Every lady, had fish on; and, had a GREAT, GREAT time - THANKS TO YOU! THANK YOU for your patience and helping teach these ladies who probably caught their first fish ever, fly fishing! Terry Mich, Karen Horn, Larry Willis, Tim Horner, Dave McKenney, Dave Raven and Don & Pat Sleeper. Thank you to Brad for his donation of the pond and his time as well! A fun time was had by all!



### Secretary's Secrets By Pat Sleeper

Minutes for May and June:

**Secretaries Secrets**

**May 6th, 2010**

Call to Order: President - Lincoln Gray

- ABT 5:50 p.m. @ Sleepers

Attendance: Lincoln Gray, Dana Miller, Dave McKinney, Scott Joyce, Scott Hood, Terry Mich, Larry Willis, and Don & Pat Sleeper.

- April 2010 minutes - Secretary, Pat Sleeper, read minutes. M/S/P Dana/Dave
- Treasurers Report: Treasurer, Don Sleeper, gave report of expenses & income for the month and YTD.
- Lionel provided an updated report on the investment accounts. They continue to do well despite the current volatility.
- Motion for Dave McKinney to be Vice President of CAF. M/S/P Pat/Dana

Pat announced: June 6th, Sunday, Brad needs help for the Flygirls fishout/Casting for Recovery. Helper will receive breakfast, lunch, drinks and free fishing after 12:00 noon for bass, crappie and planted trout...fish are biting. Our last meeting for the summer is June 10th, 2010. Elections are in October 2010. Meeting adjourned about 6:50 P.M. By, Pat Sleeper

### Secretaries Secrets June 4th, 2010

Called to order: President, Lincoln Gray - at ABT 5:50 P.M. @ Sleepers. Attendance: Lincoln Gray, Dave Mckinney, Larry Willis, Eric See and Don and Pat Sleeper.

- May 2010 minutes - Secretary, Pat Sleeper read minutes. M/S/P Don/Dave
- Treasurers Report: Treasurer, Don Sleeper, reported on YTD income & expenses. M/S/P Larry/Dave
- Report on speakers...Hogan Brown speaking for June 10th, 2010 & some other GREAT speakers coming this fall.
- Hats order approved.
- New Board of Directors meeting date...first Thursday of the month General meeting still 2nd Thursday of the month.
- Discussion by Eric See for a prospective award recipient.
- NO MEETINGS FOR THE MONTHS OF JULY AND AUG.....SEE YOU SEPTEMBER 9TH, 2010

Have a GREAT summer!!

## Speaker June 10th: Hogan Brown

Hogan Brown - will be our speaker for Thursday, June 10th, 2010 at the CARD center for our last general meeting until Sep. 9th, 2010.

Hogan began fly fishing from an early age virtually growing up on the banks of the North Fork and Lower Yuba rivers. He began hitch hiking the 5 miles from his house to the Lower Yuba River with a fly rod in hand in Junior High school. He has chased trout and steelhead in California, Oregon, Washington, Idaho, Montana, Wyoming and Saskatchewan, British Columbia, and Alberta provinces in Canada. Far from being a trout snob, Hogan has spent considerable time fishing for largemouth and smallmouth bass and readily admits to enjoying catching carp and catfish on a fly!

Hogan has become one of the leading innovators in warm water fly fishing in Northern California. Just as passionate about fly tying, Hogan has developed a unique approach to tying bass, carp, steelhead, and trout flies with the sierra foothills and the CA central valley as his testing ground. Hogan blends many different styles with his own unique approach to create innovative flies for catching bass, carp, steelhead, and trout. Hogan is a contract tier for Idylwilde Fly Co. and has over 24 patterns out through them.

Hogan began guiding the North Fork and Lower Yuba Rivers when he graduated from high school and eventually relocated to Chico to attend Chico State. Hogan is a 2005 graduate of Chico State with a degree in Social Science and a minor in Psychology. After that he graduated from National University in 2006 with a single subject teaching credential and a Masters in Education.

Residing in Chico Hogan after 10 years of full time guiding now teaches at Hamilton Union High School and guides the Lower

Yuba River, Lower Sacramento River, Trinity River, and Feather River along with various bass and carp water and small streams and rivers outside of Chico during the summer and on the weekends. Hogan is also a published author with articles appearing in both Northwest Fly Fishing and Southwest Fly Fishing Magazine along with Saltwater Fly Fishing Magazine. He is also an FFF certified casting instructor.

Contact information Hogan Brown  
1811 Heron Lane  
Chico, CA 95926  
(530) 514-2453  
[hoganbrown@hotmail.com](mailto:hoganbrown@hotmail.com)  
[www.hgbflyfishing.com](http://www.hgbflyfishing.com)  
[www.hgbflyfishing.blogspot.com](http://www.hgbflyfishing.blogspot.com)



## Hooked on Fishing Not on Drugs

By Eric See

The Hooked on Fishing Not on Drugs event was a smashing success! Over 3,000 people showed up and the bite was on! The Chico Area Flyfishers provided a fantastic fish tank display, where we netted fish from the lake on the day before, and put them in an array of fish tanks along the entrance pathway. The kids (and parents) were able to see the variety of fish species living in the lake, and it surprised many of them that there were so many other fish in the lake besides catfish.

A big THANK YOU to the many CAF members who volunteered for this event, both Friday and Saturday. It would not have been possible without you!




# Crater Lake Fishout – June 19, 2010

Fishing on Crater Lake is very good in the early season, expect bigger fish. Last year we all had float tubes or pontoon boats and the fishing was terrific. We fished the lake with dry flies all day, someone said we caught close to 60 to 70 fish; nothing over 16 inches. This year we may some larger fish at times in the early season.

Camping at Crater Lake has the most unexpected charm. You drive off Highway 44 across a railroad track toward a mountain in the distance. The mostly dirt road (only 7 miles) winds up around what is a volcanic cone. Rough only in places, the road brings you in a short time to the lip of the cone, and you look down on 27 acres of the prettiest little lake surrounded by aspens turning gold in the fall. This is a small campground—only 17 campsites, and most of them are pitched wrong or too small for even small RVs, so this is prime tent camping. The sites are sprinkled up and down the loop to the lake’s edge.

Hopefully this year’s snow fall will allow us to get into the lake on this date. We’ll keep you all posted on this fishout.



The club will meet at the Copper Kettle restaurant at 8:00 a.m. Saturday, June 19th. Please call Don Sleeper (530-345-1197) who will be coordinating the fishout or for those that need directions.

## Chico Area Flyfisher’s Fishout Schedule 2010

This is where you can locate future outings that Chico Area Flyfisher’s provide to its Membership. These Club Fishouts are designed to give fly fishers the best opportunity to catch fish and enjoy the outdoors. Our Club has many accomplished anglers who are willing to share their skills with others and you are only limited by willingness to become involved. From selecting promising locations and time, to helping those members new to the sport, we try to make these trips fun, exciting and successful.

We are also looking for additional **fishout leaders**. If you have one of those favorite spots that you don’t mind sharing with others and would like to lead your fellow CAF members for a day of fishing fun, and fellowship please contact Lincoln Gray or Don Sleeper.

*This schedule may change depending on the fish bite and weather conditions.*

<u>Date</u>	<u>Location</u>	<u>Fishout Leader</u>
June 19 (Snow may change date)	Crater Lake	Don Sleeper
June 26,	Lake Almanor Hex Hatch	Lincoln Gray
July	Open	
August	Open	
Sept	Davis Lake	Open
Oct 30, 31	Eagle Lake	Don Sleeper
Nov	Open	

Other ideas: Floating Indicator Clinic, Float Tube Clinic, Fly Casting Clinic, Yuba River, Fort Bragg area Surf Fly fishing---

## The Ladies Are Learning

On Saturday, May 8th, CAF sponsored the first of two beginners ladies clinics. With five students and 3 coaches for the day, we were able to offer a 2 to 1 experience for free! Thanks to our hostess, Didi Toasperm, the ladies spent the day at California Park with proper permits. We even got "carded". We started at the very beginning, learning that a fly "rod" is what we use, an explanation of line, leaders, and tippits, what a loop to loop connections is, a surgeon's knot, and a clinch and improved clinch knots. Then came the roll cast (standing in front of a tree, casting away from the tree on a beautiful, green lawn. Then came time to tie on small poppers and try them out on the small upper ponds, yielding lots of fish caught! Then time



for lunch and talking about what one might want to keep in a vest. The afternoon was devoted to the full cast out on the banks of the large lower lake. Too bad the wind came up and the water just got a dye job!!!!!! D%&\*@!!! However all was not lost. While checking out her rod and line against the wind, Bink yelled "FISH ON". Didi did the same thing, and brought in the largest blue gill we had ever seen! Carol got several hits, and the rest of us struggled against the wind. We never did launch our float tubes, as we would have been blown all the way to the



club house! What a shame.

Many thanks go to Larry at Chico Fly Shop and Mac at Fish First for helping our newbies get set up for the day. Also thanks go out to Donna Murrill for loaning gear, and to Bink Binkert and Didi Toasperm for being coaches with me. We all need to be reminded that we didn't learn to fly fish alone. We have all learned through the generous efforts of others. My challenge to all CAF members is.....take a newbie out with you sometime this year, and do your part to share the joys of fly fishing.

For you nature lovers, while out there I heard a juvenile Red Shouldered Hawk crying from a nearby tree and saw the adult in the air. Also saw Say's Phoebe, a Night Crowned Heron, Acorn Woodpecker, Flycatcher (not sure which one), various ducks and Canada Geese and goslings, Blue Jay, Oriole (not sure which one), and turtles.



On Saturday the 29th these beginning ladies are going to learn about stream fishing. Some that could not make it today will be joining us, so we are expecting a slightly larger group. It should be another fun and wonderful day of learning more about the great sport of fly fishing. We will be using dry flies and learning how to dress them, aim for a particular spot, control our lines on moving waters, wade safely etc.


The purpose of CAF is to promote the sport of fly fishing. It is my fondest hope to see more ladies on our waters and joining

us at our club fishouts, as well as spending time on waters with their husbands, friends and families, and of course, being more successful when on a trip with a professional guide.

It was interesting for me to hear feedback from our lady learners. I heard things like "Nobody ever told be that before." "Oh, yah, I can feel the difference". "Thank you for telling me what I was doing wrong. I would never have figured it out by myself". And of course, my favorite would be when they say "You make it look so easy". (Well, it seems like just yesterday that I was saying that to Dave, Dick, Donna and Ray. My personal thanks go out to you.)

Should anyone want more information about the ladies trip on the 29th, feel free to call me.

Valerie Bowlby  
891-0706



## The Merits Of Catch and Release

By Tom Maumoynier Of The Lake Almanor Fly fishing Company

When I started this article I wanted to be sure I wasn't saying that you should not eat what you catch, rather use a little sensibility and take only what you can eat. Fish that have been frozen lose their taste and we both know that frozen fish from the store are much cheaper. We are blessed in the Almanor area with fish that we measure in pounds not inches. A 4 pounder will easily feed a family of four and the stories of the days fishing makes it taste even better.

Mounting a fish of a lifetime is fine but they also make nice fiberglass replica mounts now days. I had a large Rainbow mounted last fall and had some critics tell me I should have let it go, but when you are standing there with a fish that you have been after for a long time, it's easier said than done.

Try to practice CPR with fish, (catch, photograph and release). Barbless hooks are a good basic for releasing fish; smashing the bar down with a pair of needle nose pliers is the easiest way. Barbless hooks will also help you become a better fisherman. They teach you to keep constant pressure on the fish, which in return will help you land bigger fish and more of them. If the pressure is not constant the fish will quickly let you know, this is helpful when you have that big one on. The added benefit of a barbless hook is that they come out of you easier than a barbed hook, a little discomfort if you get hooked but not the end of the days fishing.

Always handle the fish as little and gently as possible. Fish have a protective slime that helps stop fungus; it can easily be removed by handling a fish. Wet your hands first before handling and revive fish


fully before releasing. If the fish is hooked deeply it is sometimes better to cut your line short and release; if you use standard not stainless hooks they will rust out quickly.

With the current economic situation of the California Department of Fish and Game, I can only imagine that the fish plant will suffer. For this reason when fishing around pre-spawning fish extra care should be given.

There is no comparison between a native and a planter. The native has the ability to survive in its environment much better because it has been there since birth not just days.

I'm proud to be a fly fisherman and I know some fly fishermen are known to have unrealistic views towards releasing fish. We need to keep kids and seniors involved and what better way than to enjoy your catch. Just think of everything in moderation and protect our local resources for the future, we should all pitch in.

Tight Lines, Tom Maumoynier -530-258-3944 – flyfishing@frontiernet.net



### TOM MAUMOYNIER

Tom Maumoynier, owner of The Lake Almanor Fly Fishing Company located at 262 Main Street #4 in Chester, California, has been fly fishing, fly tying, rod building, instructing and guiding for over 35 years. The last 17 years in the Lake Almanor area, Tom and his experienced guides have specialized in still water and river techniques that are very effective in the Almanor and the Sierra Nevada.

# June Fly of the Month

By: Ray Narbaitz  
E/C Caddis

Ralph Cutter developed the E/C Caddis back in 1981. I became aware of it some years later when I was a sales rep for Umpqua Feather Merchants, and we picked it up as a royalty pattern. I liked the pattern then, and I like it now, and fish it quite a bit when there is a Caddis hatch on. I looked up the pattern on the Cutter's web site (his wife Lisa is a very active part of their operation), and then asked him if I could use the picture and info on the site for our Newsletter. He got back to me in short order and said yes. Some of the members of the club might remember Ralph when he was the guest speaker at our annual banquet a number of years ago. What I remembered most was a series of unbelievable, under water pictures of Golden Trout in the high Sierras.

Ralph says he noticed, when looking up at Caddis while scuba diving, that they did not sit up high like and normal Elk Hair Pattern, but rather sat flush with the water with their legs splayed out. This was particularly true when they were trying to get out of their shuck during emergence. Thus, the E/C, which stands for Emergent Cripple. Over the years, the fly has gone through a number of tweaks and changes. However, he says it has always come back to the original design.

The main strike key, according to Ralph, is the two tone body. He says his research shows that if you tie it all one color, its effectiveness falls off significantly. You can get the whole story on this and other Cutter patterns at their web site, [www.flyline.com](http://www.flyline.com).

Here is the recipe, straight from the web site.

Hook...TMC9300  
Thread...Olive  
Tail...Ginger Zlon or Antron  
Abdomen...Ginger Hairtron  
Wing...Deer Hair  
Hackle...Dun Saddle  
Thorax...Green Rabbit

1. Debarb the hook and place it in the vice.
2. Wrap on the thread, and tie in the tail. It should be about the same length as the body of the fly.
3. Dub the abdomen, so it will be about two thirds of the body.
4. Dub on the thorax. Make sure you leave enough room at the head of the hook to tie on the wing and hackle.
5. Tie on the hackle. Tie it flush with the thorax.
6. Tie in the wing, Trude style. Leave the butt ends on



for now. Don't tie in the hair too firmly, or it will flair too much. Tie the hair down, and then make a few wraps of the thread around the hook shank both in front and back of the wing. Then make a few wraps round the base of the wing. This will help keep the wing from rolling around on the hook, and also give you a little base for the hackle.

7. Wrap the hackle around the wing, parachute style. Just take a few wraps, and try not to force the wing to go too high into an upright position.
8. Tie off the hackle, whip finish and trim the thread. This is a lot of activity at the head of the fly, and makes it imperative that you give yourself enough room when dubbing the abdomen and thorax.
9. Trim the butts of the hair just like the head of an Elk Hair Caddis.

Notes...The TMC9300 is a slightly heavier dry fly hook. However, it is not always easy to find. The TMC100 and Daiichi 1100 will also work...This is certainly not the only color combination for the fly. Use your imagination, or tailor it to match the bugs where you are fishing. Olive/brown or tan, green/tan, tan/green, etc. are all good combinations...Ralph calls for Deer hair in his recipe. I usually use Elk, because I find it easier to work with. Be advised, however, that Elk does not float as well as Deer...I also use Grizzly for the hackle instead of Dun. That's because I don't have any good Dun Hackle. I don't think the fish care... This is not the easiest fly there is to see on the water. I usually fish it with a Dun of some kind so I know where the fly is...Ralph recommends that you use floatant on the wing and thorax, but not the abdomen. This is an emerger, and it helps the effect if the tail and abdomen sink a bit.


## LOCAL GUIDES

Chico Fly Shop  
Chico, CA  
(530) 345-9983

Fish First  
Chico, CA  
(530) 343-8300

Sierra Stream & Mountain  
Chico, CA  
(530-345-4261)

  
**RAPTOR ROD WORKS**  
Production\* Custom\* Repair  
(530) 894-2062




**Ron Leger**  
Custom Fish Carvings  
**530-343-5191**  
rlegerfishcarvings@gmail.com



## Sawyer Fitness Training

**Jeff Sawyer, body trainer**  
Athletic training & Exercise physiology  
*For a Fresh start to a healthier you*  
2954 Hwy 32 Suite 2200  
**530-354-2144**  
sawyerfitness@yahoo.com



**Dana W. Miller,**  
Past CAF president 2004 & 2005  
RESIDENTIAL, COMMERCIAL  
AND AG LANDS  
REALTOR ASSOCIATE  
JEFFRIES LYDON  
Dir: 530-571-7738  
Cell: 530-570-1184  
1101 El Monte Ave. Chico, CA 95973



## BOARD MEMBERS

**President:**  
Lincoln Gray.....345-4261

**Secretary:**  
Pat Sleeper .....345-1197

**Treasurer:**  
Don Sleeper.....345-1197

**Board Members:**  
Eric See .....899-1918  
Larry Willis .....895-0156  
Scott Joyce .....899-8500  
Scott Hood  
Darrin Deel  
Dana Miller

**Past President:**  
Roger Bevers.....343-6442

**Committee Chairpersons:**  
Fish Master ..... Don Sleeper .....345-1197

Conservation ..... David McKinney

Outreach.....Darrin Deel

Librarian.....343-7147

Fly Tying..... Terry Mich

**Newsletter Editor**  
Scott Sleeper ..... 899-9856

**Proofreader**  
Ray Narbaitz ..... 894-5220  
tytline@sbcglobal.net

**CAF WEBPAGE**  
<http://chicoareaflyfishers.org>

**Webmaster:**  
Lincoln Gray..... 345-4261

**FISHING REPORTS**  
[www.fishfirst.com](http://www.fishfirst.com)

Change of address?  
Not receiving newsletter?

**Contact**  
Don Sleeper..... 345-1197