




CHICO FLYER



October 1987

Chico Fly Fishing Club

Vol.15 No. 10

OFFICERS

- ✓ President: Mark Adams
345-5042
- Vice President: Marv Turner
891-4818
- Secretary: Pat Murphy
343-6873
- ✓ Treasurer: Ray Narbaitz
894-5220

BOARD OF DIRECTORS:

- ✓ Ron Leger 343-5191
- ✓ Dick Murrill 343-8900
- ✓ Norm Nielsen 895-1117
- ✓ Jim Gaumer 891-8636

CONSERVATION:

Rex Thompson 345-0232

EDITORS:

Ron Leger & Bert Robinson

Chico Flyer published & distributed by handicapped students of Sierra del Oro School

Chico Fly Fishing Club
P.O. Box 3583
Chico, CA 95927-3583

William Penn Mott Jr.

The tickets are now available for an evening with William Penn Mott Jr. It is important to reserve yours as soon as possible. Contact Mark Adams at 345-5042 Eves. or 893-1600 Days. For those of you who don't know, Mr. Mott is the National Park Service Director and he will address a dinner audience on Sunday, October 25, from 6:pm to 10:00p.m. at the CARD Center. Mr. Mott's presentation is sponsored by the Student Parks and Resources Committee from Chico State and the Chico Flyfishing Club. Mr. Mott's presentation will focus on the preservation of natural resources for recreation in Northern California. A spaghetti dinner will be served and admission is \$5.00-"What a deal!!"

will be on Wednesday the 14th 7:30 pm at Loma Vista School. Please make a note that the night has changed to **Wednesday**.

The program will include a newly released video presentation and much much more. Additional information was not available at time of publication. Mark promises this will be an exceptional meeting.

Another Fishout Success! by Mark Adams

The September fishout to the Klamath River was great. The weather was just right, although a little smoky, and I believe everyone caught fish. And what a fish they are, bright, silvery, fat and sassy. A 15" steelhead on light tackle is a thrill and a challenge. Needless to say I'm

OFFICERS

- ✓ President: Mark Adams
345-5042
- Vice President: Marv Turner
891-4818
- Secretary: Pat Murphy
343-6873
- ✓ Treasurer: Ray Narbaitz
894-5220

BOARD OF DIRECTORS:

- ✓ Ron Leger 343-5191
- ✓ Dick Murrill 343-8900
- ✓ Norm Nielsen 895-1117
- ✓ Jim Gaumer 891-8636

CONSERVATION:

Rex Thompson 345-0232

EDITORS:

Ron Leger & Bert Robinson

Chico Flyer published & distributed by handicapped students of Sierra del Oro School

Chico Fly Fishing Club
P.O. Box 3583
Chico, CA 95927-3583

Calendar:

- October 10-11 Pit River Fishout
- October 14, Wednesday 7:30pm Loma Vista
- October 28, 7:30 pm Board Meeting, Lyon's
- November 7-8 Davis Lake
- November 7 NCCFFF Fishout Pyramid Lake

William Penn Mott Jr.

The tickets are now available for an evening with William Penn Mott Jr. It is important to reserve yours as soon as possible. Contact Mark Adams at 345-5042 Eves. or 893-1600 Days. For those of you who don't know, Mr. Mott is the National Park Service Director and he will address a dinner audience on Sunday, October 25, from 6:pm to 10:00p.m. at the CARD Center. Mr. Mott's presentation is sponsored by the Student Parks and Resources Committee from Chico State and the Chico Flyfishing Club. Mr. Mott's presentation will focus on the preservation of natural resources for recreation in Northern California. A spaghetti dinner will be served and admission is \$5.00-"What a deal!!"

1987

Fishout Schedule

- October 10-11 Pit River -Trout
 - November 7-8 Davis Lake -Trout
 - December 10 Pizons - anchovy grab
- For information on the 2nd October fishout contact Pat at Powell's.

Wednesday October 14th
Monthly Club Meeting
The October meeting

will be on Wednesday the 14th 7:30 pm at Loma Vista School. Please make a note that the night has changed to **Wednesday**.

The program will include a newly released video presentation and much much more. Additional information was not available at time of publication. Mark promises this will be an exceptional meeting.

Another Fishout Success!

by Mark Adams

The September fishout to the Klamath River was great. The weather was just right, although a little smoky, and I believe everyone caught fish. And what a fish they are, bright, silvery, fat and sassy. A 15" steelhead on light tackle is a thrill and a challenge. Needles to say I'm ready to go back.

Streaminders Lindo Channel Revegetation Project

- Saturday, October 17, 9:00a.m. Work session to get the bank protection system ready for Winter. **
 - Saturday, October 31, 10:00a.m. Bidwell Park trip to collect acorns. *
 - Saturday, November 21, 9:00a.m. Work session to revegetate the bank protection system. **
- ** Meet at the Butte Environmental Council, 708 Cherry

Lindo Channel Cont.

Street, Chico.

* Meet at East Lindo Ave. and E. 9th Ave.

Contact Mary Meyer at 893-8999 if you have any questions.

Pyramid Lake Fishout

The 6th annual Pyramid Lake fishout sponsored by Truckee River Flyfishers and NCCFFF. The Truckee River Flyfishers in conjunction with the Northern California council of the Federation of Fly Fishers will hold their 6th annual fishout and catch and release fishing contest on Saturday November 7th, 1987. The schedule of events is as follows:

Saturday November 7th
7:00 a.m.- Free coffee and doughnuts at tribal community center.

7:30 a.m.-Orientation to fishing Pyramid with casting instruction.

7:00 p.m.- Awards barbecue and raffle at tribal community center. The featured speaker will be Sessions (Buck) Wheeler author of several books on Pyramid Lake.

For additional information and reservations Contact: David Morrison

10087 Orchard Hill Dr.
Reno, NV 89511

(702) 851-3474

Don't miss this exciting and enjoyable weekend!!!

New Night

Make a special note that

New Night Cont.

different site. If you have any suggestions or know of any other meeting location, please contact Mark Adams or Bert Robinson.

Board Meeting October 28th

The October Board Meeting will be held at Lyon's Restaurant on Mangrove 7:30pm on the 28th. Be thinking of suggestions for officers. It is that time of year again.

Thanks Mark for your help on the newsletter this month.

Go Giants !

Fly of the Month "The Bead Bug"

by Bush Hooker
This Article was taken from the October Flyer 1976.

Each season, as the Chinook Salmon begin to stack up in the riffles and spawn, the best flies to use are those patterns which imitate the eggs of the female Kings. Traditional patterns usually have red and orange in them, perhaps with a bit of glitter from tinsel; and they all have one thing in common. They are an attempt to represent the eggs of spawning females, either salmon or steelhead. The fall favorite is such a pattern.

Bush Hooker Cont.

that may not show their presence, and you have a good case for a pattern that is easy to tie. It must also be an effective imitation. That is, it must have the proper confirmation, and translucency.

The bead Bug does the trick. I carry two sizes and two colors. One size, the larger, is orange and is a dead ringer for a salmon egg. The other is smaller and red, which represents a steelhead egg. They are anything but traditional, and would probably drive an Eastern Brown trout purist right up the wall. This is fine by me. for they happen to do the same thing to *Salmo gairdneri*.

They are simple and quick to make. Just keep your back cast off the rocks, as this can shatter the bead. The final version of this fly will have to bead cast from translucent rubber, which will eliminate this problem.

This pattern is not intended to be a panacea. What it does do is to provide a lure that is quick to make, and that takes fish.

Hook: short shanked bait holder with up-turned eye #6-#10

Tail: none

Body: underwound with fine lead wire. Follow with red floss.

Wing: two small bunches

release fishing contest on Saturday November 7th, 1987. The schedule of events is as follows:
Saturday November 7th
7:00 a.m.- Free coffee and doughnuts at tribal community center.

7:30 a.m.-Orientation to fishing Pyramid with casting instruction.

7:00 p.m.- Awards barbecue and raffle at tribal community center. The featured speaker will be Sessions (Buck) Wheeler author of several books on Pyramid Lake.

For additional information and reservations Contact: David Morrison
10087 Orchard Hill Dr.
Reno, NV 89511
(702) 851-3474
Don't miss this exciting and enjoyable weekend!!!

New Night

Make a special note that this month's meeting is on a Wednesday night, not a Tuesday night. We were bumped from our regular night and Wednesday is the only other night available at Loma Vista School. We want to stick with Loma Vista because it is less expensive than other schools, such as Marigold or Neal Dow. The feeling is that our money is better spent supporting the fisheries rather than spending additional money on a

month.

Go Giants !

Fly of the Month "The Bead Bug"

by Bush Hooker

This Article was taken from the October Flyer 1976.

Each season, as the Chinook Salmon begin to stack up in the riffles and spawn, the best flies to use are those patterns which imitate the eggs of the female Kings. Traditional patterns usually have red and orange in them, perhaps with a bit of glitter from tinsel; and they all have one thing in common. They are an attempt to represent the eggs of spawning females, either salmon or steelhead. The fall favorite is such a pattern.

The thing that has always bothered me about some of these is that unless they are tied sparsely and with perfect form, their effectiveness is greatly reduced. I also lose a lot of flies in a day of steelheading, and the fancy patterns take a lot of time to replace.

Add to this the fact that much of our steelheading is done "blind", that is, in search of fish

probably drive an Eastern Brown trout purist right up the wall. This is fine by me. for they happen to do the same thing to *Salmo gairdneri*.

They are simple and quick to make. Just keep your back cast off the rocks, as this can shatter the bead. The final version of this fly will have to bead cast from translucent rubber, which will eliminate this problem.

This pattern is not intended to be a panacea. What it does do is to provide a lure that is quick to make, and that takes fish.

Hook: short shanked bait holder with up-turned eye #6-#10

Tail: none

Body: underwound with fine lead wire. Follow with red floss.

Wing: two small bunches of fluorescent red or orange hair on either side of a plastic bead.

Head: red or orange.

A special thanks to Dale Swire for saving his newsletters so the rest of us may have a look into our past.