



CHICO AREA FLYFISHERS

Short Casts October 2010

MEETING LOCATION:
GENERAL MEETING; Thursday
October 14th @ the CARD Center
located at 545 Valombrosa Ave,
Chico. Flytying starts at 6:30 and the
General meeting at 7:30P.M. Drinks
and desert available, Free.



The Presidents Line By Lincoln Gray

It is the time of year that everything starts to change. The color of the leaves, the smell in the air and of course it is the time of year that the salmon and steelhead start entering the river systems.

This is my favorite time of year. Cool crisp air and nice afternoon temps makes for insect life and catching big fish.

The valley rivers such as; Lower Sacramento, Feather River, Yuba River and the American start to become alive, not to mention those fable rivers to the north; Klamath River and Trinity River.



Secretary's Secrets By Pat Sleeper

CAF secretary secrets for Sep 2, 2010 Meeting was called to order by Lincoln at Don & Pat's at ABT 5:45.

Those present: Lincoln, Dana, Don, Terry, Ron Lewis, Pat and Scott Joyce.

Sec minutes...Pat...M/S/P; Treasurer's Report, Don...M/S/P Youth Group...Ron Lewis, discussed plans for the rest of the year.

Fly tying position now a board member. M/S/P.

Dave Hall picture for next years dinner meeting. M/S/P.

Next meeting is elections....Board members up for election are:

Eric See

Larry Willis

Scott Joyce

Respectfully submitted,

Pat Sleeper



CAF, Secretary

The high mountain streams and lakes start fishing well too in the fall. So get out there and FISH!

Please remember that we are accepting nomination for CAF BOD members and the elections will be in October. If you there is anyone, that you would like to nominate for the BOD, please send me an email or call me direct lincoln@stillwaterflyfishing-adventures.com or 520-6895.

First Fish

Lincoln's daughter Madi with her very first fish accompanied by Terry Mich and Lincoln Gray. From the lower Sacramento River



Kid's Corner

by Kim Lewis

Hello All Chico Area Jr. Flyfishing Club Members,

Our plan for the Jr. Club members will be to meet the 2nd Thursday of each month for Oct., Nov., and Dec. We will initially meet at Sierra Stream & Mountain fly shop at 847 W. 5th St. The first few meetings will be more of an "Open House" format so you can come and go, as you need. You can come by the shop or you can drop the kids off starting at about 3:30 p.m. and pick them up anytime until 6:00 p.m. We will have light snacks for all. We know that the kids have homework and sport practices and some of you may

have to come late or stay for only a short time before being picked up – that's o.k. **Our goal is to keep it fun and flexible for the kids.** All that I ask is, that you drop me an e-mail or call me the day before so that I can plan accordingly.

The General meeting for the Chico Area Flyfishers is also the 2nd Thursday of the month starting at 6:30 p.m. at the CARD Center on Vallombrosa. These meetings go into more detail about the sport of fly fishing and we always have a guest speaker who will go into great detail about a specific subject. All are invited and encouraged to join these meeting. We will leave the shop around 6:30 pm and car-pool any kids who would like to go.

The Saturday after the club meetings, we will have an additional workshop at Sierra Stream & Mountain fly shop. This will be for the kid's who could not make the Jr. meeting or the general meeting due to school or sports. Or if you want extra practice or training please stop by.

Thursday October 14th – 3:30 – 6:00 p.m. Jr. Club Meeting – Discussing and reviewing basic fly fishing equipment (the Jr. Club has all equipment to get the kids started), vices will also be set up for those interested in learning to tie flies or if you would just like to tie a few flies for you next trip out!! All parents who want to join the Jr. club are welcome to learn!

Saturday October 16th – 9:00 – 11:00 a.m. Jr Club Workshop. If you were unable to make it to Thursdays meeting, we will go over basic equipment. Vices will be set up for those interested in learning or practicing their fly tying skills.

Possible Fish-out in October

Thursday November 11th – 3:30 – 6:00 p.m. Jr. Club Meeting

Saturday November 13th - 9:00- 11:00 a.m. Jr Club Workshop

December 9th – 6:00 p.m. –**FREE Pizza Feed** – Round Table Pizza at the Almond Orchard / Kids Fundraising Bake sale. There will be no Jr meeting or general meeting.

If you have any questions please call me at 570-8526.

Tight lines,
Kim Lewis




Recreation and Dreams (RAD)

Rich and Karen Pingatore hosted a Recreation and Dreams (RAD) get-together, for children surviving cancer, at her ranch on Saturday, September 18th. She asked CAF for a show and tell on fly fishing for the children ages 4 to 13. Ron Lewis, Mark Adams, Jeff Richelieu, Pat Sleeper and Don Sleeper taught and assisted the children and parents on their fly fishing experience. Approximately 50 children enjoyed using kayaks, boats, and fishing the Pingatores bass pond. It was a real thrill for these children; it was a new exciting adventures for most these children who had never used a fly rod. As a helper, it was a true joy to watch the smiles and eyes light up as they learned to cast and maneuver these fly rods as well as enjoy all the sports this beautiful lake could give... And, we look forward to helping again next year. Don and Pat Sleeper

General Meeting Speaker:

Tom Maumoynier, with the Lake Almanor Fly Fishing Company, will be our Speaker for the Oct 14th general meeting at the CARD center.



On the Road Again,

By Don Sleeper

Lake Davis has come back. Four of us caught 70+ rainbows on September 25/26. And my wife out fished me on our 45th wedding anniversary, that's not anything new.. The hot fly was a burn orange wiggle tail fished beneath an indicator or on a 5 ft clear sink tip. Fish ranged between 15 and 21 inches, larger than last year. Saturday the wind came up and blew us off after fishing only two hours, but lots of fish. Sunday the wind never came up and we fished on day, and the arms took a beating. If you come to next month's general meeting, I'll let you know exactly where we fished in Davis.

Hope to see ya at the next fishout.



Chico Area Flyfisher's Fishout Schedule 2010

This is where you can locate future outings that Chico Area Flyfisher's provide to its Membership. These Club Fishouts are designed to give fly fishers the best opportunity to catch fish and enjoy the outdoors. Our Club has many accomplished anglers who are willing to share their skills with others and you are only limited by willingness to become involved. From selecting promising locations and time, to helping those members new to the sport, we try to make these trips fun, exciting and successful.

We are also looking for additional **fishout leaders**. If you have one of those favorite spots that you don't mind sharing with others and would like to lead your fellow CAF members for a day of fishing fun, and fellowship please contact Lincoln Gray or Don Sleeper.

This schedule may change depending on the fish bite and weather conditions.

<u>Date</u>	<u>Location</u>	<u>Fishout Leader</u>
Sept	Davis Lake	Open Need a Fishout Leader
Oct 30, 31	Eagle Lake	Don Sleeper
Nov		Open

Other ideas: Floating Indicator Clinic, Float Tube Clinic, Fly Casting Clinic, Yuba River, Fort Bragg area Surf Fly fishing---

October Fly of the Month

By: Ray Narbaitz
Barr's PMD Emerger

For the general Trout Season Opener on April 24th, several of the club members converged on Hat Creek. Actually, so did a lot of other people. With the late spring rains, a lot of streams were just too high to be fishable. Hat Creek was in good shape, and several publications suggested people should go there. Despite the fact that the crowds were a little bigger than normal, the fishing was quite good. I had very good success with a Red Fox Squirrel Nymph in the morning (September of 09's Fly of the Month), fishing it in the riffles. Mid-afternoon, Eric See provided the club with a nice meal (the chili was great), and after the usual bull session it was time to go back to the water for the evening fish.

As the sun started to sink, a PMD hatch started to come off. While the fish weren't jumping around in a feeding frenzy, it was a good enough hatch that the fish were keying on them. As the evening progressed, the hatch got better and better. The PMD's were much larger than normal, and you probably could have gotten away with fishing a size 14. However, I was fishing a size 16, PMD Hackle Stacker, with a size 18 Barr's PMD Emerger behind it, and they both worked fine. When fishing the Emerger, you have to have a fly with a wing that you can see to spot where the Emerger is. It is impossible to see it on the water. It floats right in the surface of the water, and if it sinks a bit, that's OK too. The front fly will show you that something has bubbled the water behind it, or act as an indicator if the fly has sunk a bit. Only tie the Emerger about 8 or 9 inches behind the winged fly. Any more than that and your eye will have trouble seeing the Emerger take, because your focus on the front fly will not allow you to see much beyond the 8 or 9 inches.


John Barr, the inventor of the Copper John, developed his Emerger clear back in the mid 1970's. He's done very little to change it since then. In researching the fly, I ran across statements from several guides who said the thing that amazed them about the fly is that the fish don't ever seem to get wary of it. In his book, Barr says he NEVER goes fishing without having this and his BWO Emerger with him. I'll comment on the BWO after we look at the fly. I'll list the fly exactly as Barr does in his book. After, I'll talk about some things I think you can do if you don't have all of the materials available.

Hook...TMC101 16 to 22

Thread...8/0 Light Cahill Uni Thread (on flies smaller than 18, I am using a yellow, 14/0 thread)

Tail...Brown Spade Hackle Barbs

Abdomen...Blended Olive Brown Dubbing (I use Superfine, Brown Olive)



Wing Case...Pale Olive or Cream Hackle Barbs

Legs...Wing Case Hackle Barbs

Thorax...Superfine PMD

1. Debarb the hook and place it in the vise.
2. Start your thread at the back of the hook, and wrap it evenly up to about the 75% point of the shank.
3. Tie in the barbs for the tail, and wrap evenly back to the hook bend. Make loose wraps on your last two or three wraps, so the hackle will not flare. Make the tail about half the length of the hook shank.
4. Dub on your body. Try to use as little dubbing as you possibly can. It should not be any more than enough to just barely cover the thread. Ultra Thread makes a Brown/Olive thread in 8/0 that I would recommend for flies smaller than an 18. Make as thin a body as possible, with a slight taper as you move up the hook.
5. Tie in your Hackle Barbs by the butt, with the points back over the fly. Tie it back to the dubbing.
6. Dub in the Thorax, again using as little dubbing as possible. Wrap your Thorax so that it forms a ball. Try to leave a little bare hook at the eye,
7. Pull the Hackle Barbs over the Thorax to form your wing case. Tie it off at the eye.
8. Take one half of the Barbs, and tie them back on the far side of the hook, just like P.T. legs. Tie the other half on the near side the same way. Cut the legs off just a little longer than the Thorax.
9. Whip finish, apply head cement, and go fishing.

Notes...Try to make the body as thin as possible. The fly in the picture, in my opinion, is a little too fat. It's not my picture as my camera can't clearly capture small flies... Don't worry if you don't have Spade Hackle. Brown Dry Fly Hackle Barbs will work just fine. You can either measure out the tail when you tie it in, or tie it long, and cut it off. That's much easier on the smaller flies. Again, I think the tail in the picture is too long, according to Barr's specifications...Instead of Hackle Barbs for the Wing Case and Legs I have been using Cream Zlon. I find it a little easier to work with, and the fish don't seem to mind.

For the BWO Emerger, tie it the same way in sizes 18 to 22, and use Gray Thread. If you use the Brown/Olive Thread for the Abdomen, tie it off and use Gray Thread for the Thorax. Tie the Tail and Abdomen the same. Use Dun Hackle or Zlon for the Wing Case and Legs, and Gray Superfine for the Thorax.


LOCAL GUIDES

Chico Fly Shop
Chico, CA
(530) 345-9983

Fish First
Chico, CA
(530) 343-8300

Sierra Stream & Mountain
Chico, CA
(530-345-4261


RAPTOR ROD WORKS
Production* Custom* Repair
(530) 894-2062





Ron Leger
Custom Fish Carvings
530-343-5191
rlegerfishcarvings@gmail.com



Sawyer Fitness Training

Jeff Sawyer, body trainer
Athletic training & Exercise physiology
For a Fresh start to a healthier you
2954 Hwy 32 Suite 2200
530-354-2144
sawyerfitness@yahoo.com



Dana W. Miller,
Past CAF president 2004 & 2005
RESIDENTIAL, COMMERCIAL
AND AG LANDS
REALTOR ASSOCIATE
JEFFRIES LYDON
Dir: 530-571-7738
Cell: 530-570-1184
1101 El Monte Ave. Chico, CA 95973



BOARD MEMBERS

President:
Lincoln Gray 345-4261

Secretary:
Pat Sleeper 345-1197

Treasurer:
Don Sleeper 345-1197

Board Members:
Eric See 899-1918
Larry Willis 895-0156
Scott Joyce 899-8500
Scott Hood
Darrin Deel
Dana Miller

Youth Group coordinators:
Ron and Kim Lewis 570-8526

Past President:
Roger Bevers 343-6442

Committee Chairpersons:
Fish Master Don Sleeper 345-1197

Conservation David McKinney

Outreach Darrin Deel

Librarian 343-7147

Fly Tying Terry Mich

Newsletter Editor

Scott Sleeper 899-9856

Proofreader

Ray Narbaitz 894-5220
tytline@sbcglobal.net

CAF WEBPAGE

<http://chicoareaflyfishers.org>

Webmaster:

Lincoln Gray 345-4261

FISHING REPORTS

www.fishfirst.com

Change of address?
Not receiving newsletter?

Contact

Don Sleeper 345-1197